

Issued in March 2024

Archive version

Household garbage Guidebook



湖西市公式
コミュニケーションキャラクター

うなぽん

©湖西市

みんなと仲良くなりたくて、人気者のパンダのふりをして浜名湖から出てきたらしい。ほんとうはうなぎ。

湖西市 うなぽん



@unapon531

P3 Burnable
garbage

P5 Non-burnable
garbage

P7 Plastic bottles

P7 Beverage cans

P8 Glass
bottles

P8 Spray cans,
A gas cartridge
Lighters

P9 Battery,
Rechargeable
battery

P11 Used papers

P12 Used fabric

P13 Used cooking oil

P13 Printer ink
cartridges

P14 Computer/
Cellphone

P15 How to dispose
of bulky waste

P16 Items that cannot
be handled by the
city

P17 Getting Started!
Reduce Food Waste

P18 Garbage
separation



Garbage separation application "San R" It's easy and convenient!

You can use your smartphone to check notifications of collection dates and search for ways to dispose of your garbage! We hope you will take advantage of these convenient features.

The basic function of the application

Collection date calendar (alert)

Q & A

Garbage notification

Search for ways to separate and dispose of



▲iphone edition



▲Android edition

Things we would like to ask when you dispose of garbage

The types of garbage collected by the city can be broadly categorized into "burnable garbage", "non-burnable garbage", "recyclable" and "bulky garbage". When you dispose of "recyclables," you will be asked to divide them into several more categories. See pages 3 through 14 for more information.

Garbage stations are operated by the manners of each user and the cooperation of the local community for maintenance and management. Follow the garbage disposal rules!!

Time

Put them out by **8:00 a.m.** on the morning of the collection day. If you don't comply...

- If you put out the garbage at night, the noise of the garbage disposal will disturb neighbors.
- The smell of garbage is a nuisance to neighbors.
- Cats, crows, etc. will raid the garbage.



Days


Garbage should be disposed of on the day of the week designated for each type. No garbage will be collected except for the designated garbage.

	Monday	Tuesday	Wednesday	Thursday	Friday
District A Shinjo, Omori, Okasaki, Iride, Umeda, Shinjohara, Uenohara, Minami-Uenohara, Kanza, Ohta, Aobira, Ohchiba, Riki, Yokoyama and Arai District	Plastic bottles	Burnable	① Non-burnable ② Battery, Spray	① Beverage cans ② Glass bottles	Burnable
District B Omote-Washizu, Washizu, Kami, Komi, Kawashiri, Ichiba, Yamaguchi, Bouze, and Shirasuka	Burnable	Plastic bottles	① Battery, Spray ② Non-burnable	Burnable	① Glass bottles ② Beverage cans

*① and ② are every other week

How to dispose of

Take burnable and non-burnable trash to the trash station in designated bags, and put out recyclables in special containers.



Place

Dispose of your garbage at the designated garbage station in your area. (Check your garbage station once.)



List of Garbage Separation

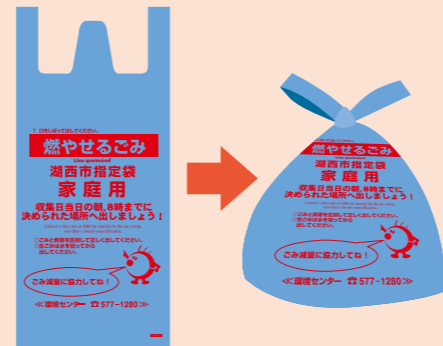
Item	Things that can be disposed of (example)	Collection Method	collection site
Burnable		 3 to 4 page	
Non-burnable		 5 to 6 page	
Recyclable garbage	Plastic bottles	 page 7	Garbage station
	Beverage cans	 page 7	
	Glass bottles	 page 8	
	Spray cans A gas cartridge Lighter	 page 8	
	Battery Rechargeable battery	 page 9	
	Used papers	 Refer to page 11/12	
	Used fabric	 Refer to page 13	
	Used cooking oil	 Refer to page 13	
	Printer ink cartridges	 Refer to page 13	
	Computer Cell phone	 Refer to page 14	
Bulky garbage	 Bring your own door-to-door collection To the environment center Refer to page 15		

Burnable garbage

Food scraps that are disposed of as burnable garbage can be easily recycled by yourself. If you use a food waste composting container, for example, it can be transformed into a fine resource as compost. Please see page 17.
Do not dispose of miscellaneous wastes in burnable trash, but separate them as resources. Please see page 11.

How to dispose of Please cooperate in separating recyclable materials.

- Place in designated bags for burnable garbage and dispose of at the garbage station.
- Please make sure the garbage fits into the designated bag, tie the mouth of the bag tightly in a crisscross pattern, and lift the bag out by hand with a weight that will not tear the bag.



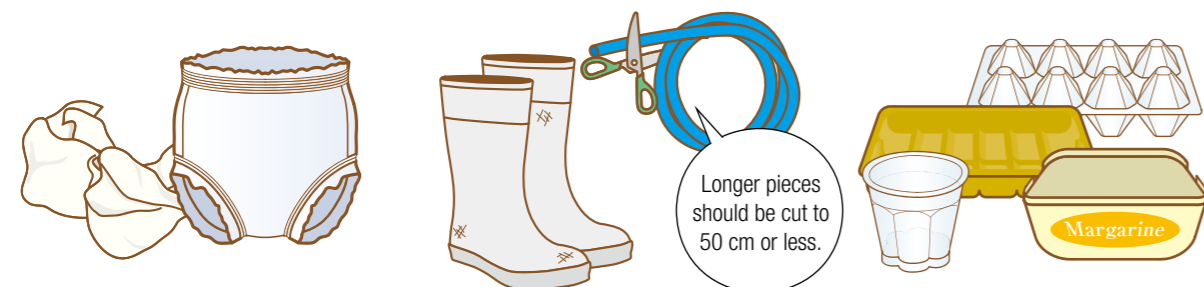
Things you can dispose of



Food waste

Leather goods

Plastic goods



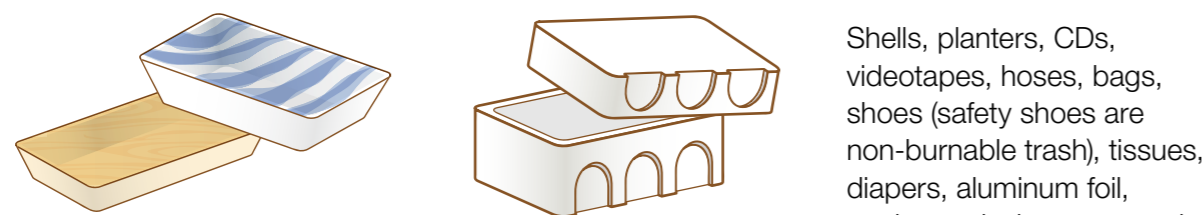
Papers

Rubber goods

Small containers/Packages

Longer pieces should be cut to 50 cm or less.

Containers for bento, tofu or eggs and more



Trays

Trays for perishable foods, etc.

Styrofoam

Cushioning materials

Shells, planters, CDs, videotapes, hoses, bags, shoes (safety shoes are non-burnable trash), tissues, diapers, aluminum foil, coolants, desiccants, used body warmers, reed rags, scrap wood, etc.

Things you can dispose of



Bottles

Shampoo, detergent, dressing bottles,

Bags

Plastic bags from supermarkets, snack bags, bags for daily necessities

Labels, caps

PET bottle labels and caps



White tray

Fresh food trays
*Please help recycle at the supermarket, etc.

Pruned branch

Grasses/ fallen leaves/
small branches/
straw/ bamboo peel

For pruned branches and bamboos, cut branches into bundles of 10 cm or less in diameter and 70 cm or less in length, tie them with string, and place them between 45 L burnable garbage bags before disposing of them at the garbage station. You can put them out with the leaves still attached.

- Grasses, fallen leaves, small branches, bamboo shoot peels, etc., should be cleaned of soil and placed in burnable trash bags and taken to the trash station.
- Large quantities or trunks larger than 10 cm in thickness should be brought directly to the Kasago disposal site.



Request

- Please remove metal parts of bags, etc. as much as possible.
- Large or long items can be put out in designated bags if they are cut or disassembled into pieces of 50 cm or less.
- For large items that do not fit into the designated bags (bulky waste), please bring them directly to the Environment Center or use the "Door-to-Door Collection of Bulky Waste" service. (See page 15 for details).
- Burning household waste outdoors is prohibited by law.



Non-burnable garbage



Non-burnable garbage

How to dispose of Please cooperate in separating your recyclable materials.

- Place in designated bags for non-burnable trash and dispose of at the trash station.
- Please fit into the designated bags, tie the mouth tightly in a crisscross pattern, and lift the bag out by hand with a weight that will not tear the bag.




Things you can disposed of




Ceramics




Glasses



Metals




Cracked fluorescent lamp (tube)

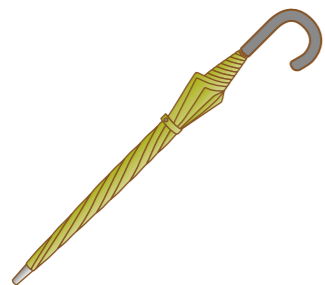


Small appliances

(Excluding built-in battery type)




Food container/ Oil can



Umbrella

(Handles may stick out of the designated bag)



Metal toys

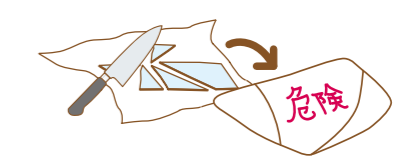
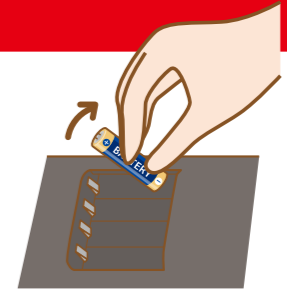
(Excluding built-in battery type)



Milky white bottle

Request

- Be sure to remove batteries (including rechargeable batteries) before disposing of them (see page 9 for how to dispose of batteries). If it's disposed of without removing it, it may **cause a fire** during collection and disposal, which will greatly interfere with the collection and disposal of the waste. If it cannot be removed, please ask an appliance store, etc. to dispose of them or bring them directly to the Environment Center.
- Spray cans, lighters and cassette cylinders can be put out on the designated day. Please note that these items may **cause a fire** as well as the above. (See page 8 for details)
- For large items that do not fit into the designated bags (bulky waste), please bring them directly to the Environment Center or use the "Door-to-door collection of bulky waste" service. (See page 15 for details).
* Umbrellas can be put out even if the handle is out of the designated bag.
- Scissors, knives, and other blades or sharp objects should be protected with paper or cloth to prevent them from becoming dangerous.
- Please bring unbroken fluorescent lamps (tubes), thermometers and blood pressure monitors containing mercury to the Environment Center or consult your dealer.
* Please do not break them because they contain mercury or gas, and breaking them is very dangerous, as the glass may shatter.
- Do not mix plastic bottles and drinking water cans. These are considered resources, so please put them out on the designated day. (See page 7 for details).



Spray cans, dry cell batteries, and batteries are not non-burnable trash!

Many fires have occurred at collection trucks and waste disposal facilities due to the fact that potentially flammable materials have been disposed of as non-burnable waste. Check your garbage separation and disposal methods.



▲Cassette cylinders believed to be the cause of the collection truck fire in September 2022.

Spray cans/ Cigarette cylinder

- Be sure to empty the contents.
 - No drilling is required.
- To the special container at the refuse station



Lithium-ion rechargeable batteries

Rechargeable batteries should be removed from the product and disposed of in the following manner

- Put out the batteries in the same way as dry cell batteries. (See page 9 for instructions on how to dispose of)
- Take to an electronics store, etc. Please refer to the website of the collection organization (JBRC) for collection stores.

*Contact the manufacturer or distributor for information on how to dispose of rechargeable batteries that cannot be removed from the product.

<https://www.jbrc.com/>



Non-burnable garbage

Plastic bottles



How to dispose of

Please put out your garbage in the **green** net at the garbage station on the **designated day**.

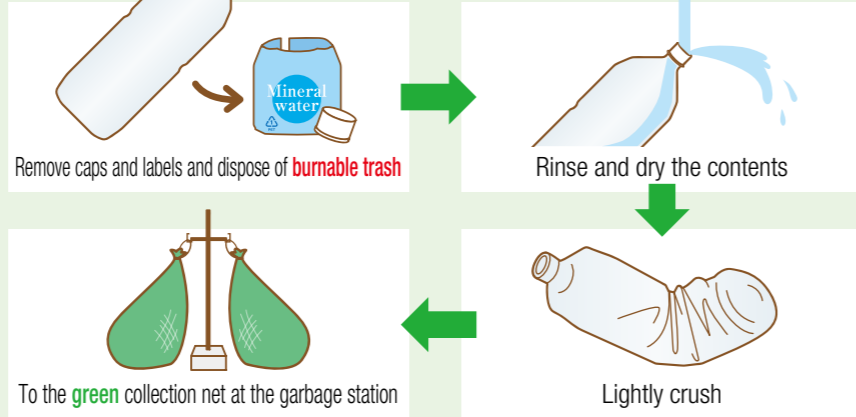
Items that can be collected as plastic bottles are marked with this symbol.

What you can dispose of



Plastic bottles

Beverages, alcoholic beverages, seasonings, etc.



Request

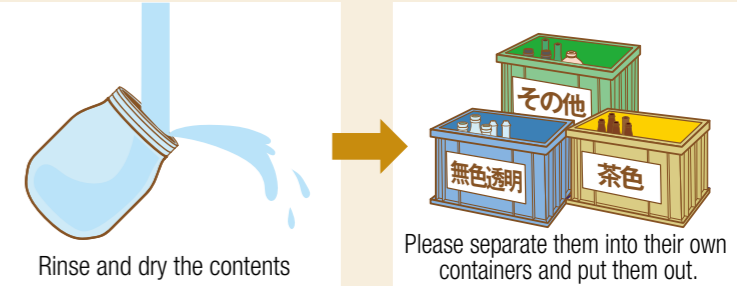
- Check the PET bottle symbol on the label, bottom, etc. before putting it out.
- Even if it is colored, it can be served if it has the PET bottle symbol.
- Do not put the bottle in a bag or other container, only the plastic bottle.

Glass bottles

How to dispose of

Please put out your garbage in the special container at the garbage station on the **designated day**.

What you can dispose of



Request

- Remove the lids and separate them into burnable trash for plastic and non-burnable trash for metal.
- Returnable bottles, such as beer bottles, one-sho bottles, milk bottles, etc., should be taken back to the distributor as much as possible.
- Milky white bottles are non-burnable trash.

Beverage cans



How to dispose of

Please put out your garbage in the **blue** net at the garbage station on the **designated day**.

What you can dispose of



Beverage can



Request

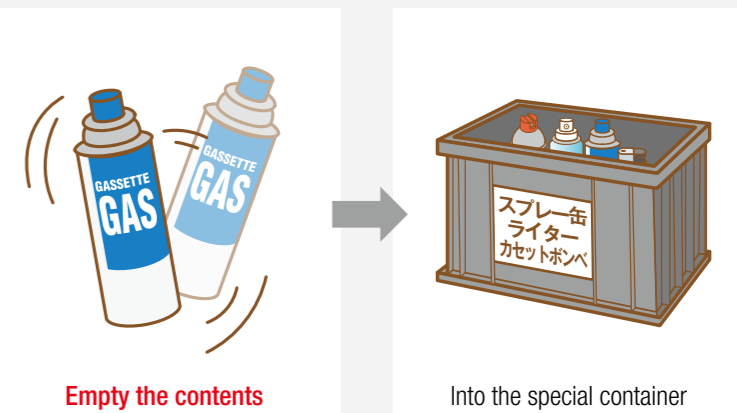
- Do not allow cigarette butts or other foreign matter to enter.
- Food cans are non-burnable trash.
- Please put only beverage cans, not bags, etc.

Spray cans, A gas cartridge lighters

How to dispose of

Please put out your garbage in the special container at the garbage station on the **designated day**.

What you can dispose of



Request

- No drilling is required because it's dangerous. (Use up or empty it)
- Never dispose of as burnable or non-burnable trash due to the risk of accidents, etc.



Battery/ Rechargeable battery

Battery

How to dispose of

Please put out your garbage in the special container at the garbage station on the **designated day**.

What you can dispose of



Alkaline, manganese, button cell, rechargeable battery



Tape, etc., to insulate and place in a special container.



Request

- To prevent fire accidents, please insulate with cellophane tape, etc.
- Rechargeable batteries (lithium, nickel, nickel-cadmium, etc.) can also be dispensed from dedicated boxes at each facility (see page 14).
- Never dispose of as **burnable** or **non-burnable trash** due to the risk of accidents, etc.

Rechargeable batteries

How to dispose of

Please put them in the special box at the collection station or take them to the dry cell collection point. See page 14 for collection stations at each facility.

Recycle Mark



Ni-Cd
Nicaid battery

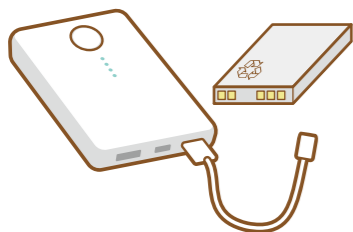


Ni-MH
Nickel-metal hydride battery

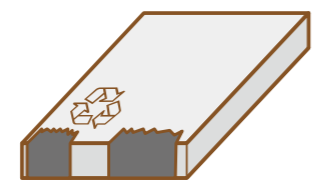


Li-ion
Lithium-ion battery

What you can dispose of



Mobile batteries, cell phone batteries, etc.



Tape, etc., to insulate and place in a special box.



Request


- To prevent fire accidents, please insulate with cellophane tape, etc.
- See above for dry cell batteries (manganese, alkaline, button, etc.)
- Never dispose of as **burnable** or **non-burnable trash** due to the risk of accidents, etc.



Small appliances with built-in batteries



Dry cell batteries



Rechargeable batteries



Spray cans

are



not considered non-burnable trash!!

Fires at garbage disposal facilities and collection trucks have occurred frequently due to the disposal of potentially combustible materials as non-burnable garbage, which may make garbage collection impossible. Please make sure you know how to separate and dispose of your garbage.



Fire at the Environmental Center (May 2023)



Cause of fire (lithium-ion batteries)



Garbage truck fire (May 2020)



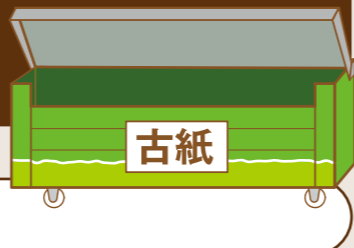
Probable cause

Separate Methods

- Small appliances with built-in batteries should be brought to the Environment Center, see page 6.
- See page 8 for spray cans, lighters, and cassette cylinders, and page 9 for dry cell and rechargeable batteries.



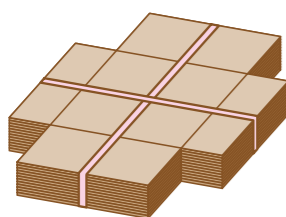
Used papers



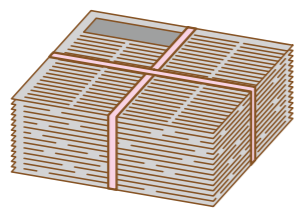
How to dispose of

- Please put them out in the special boxes at the collection stations. See page 14 for collection stations at each facility.
- * Paper packs are only available at Arai Regional Center, Seibu Regional Center, Hokubu Multipurpose Center, and Health and Welfare Center.
- * Please use paper string for bundling. (Only paper string is acceptable.)
- * Place fine miscellaneous paper in a paper bag.

What you can dispose of



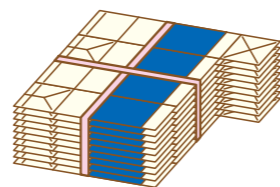
Cardboard



Newspapers, flyers



Magazines, miscellaneous papers



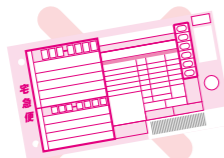
Paper cartons

What you cannot dispose of

Please dispose of in **burnable trash**.



Photo



Carbon paper
Photocopied vouchers, etc




Thermal paper
Faxpaper, receipt, etc




Vinyl coated paper



Smelly paper
Soap wrapping paper, boxes of detergent and incense



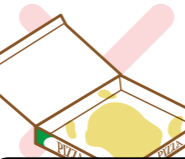
Waterproof paper
Paper cups, paper plates



Crimp postcards
Sealed postcards



Printed paper
Iron-printed paper



Oil-soiled paper



Paper packs with less than 500ml or those with silver backside of the pack
Aluminum coated paper

Request

- Please put out each type of paper as determined.
- Please remove adhesive tape, metal fittings, and Styrofoam attached to cardboard boxes.
- Please cooperate with group collection in areas where group collection is implemented.
- * Some items that can be placed at a used paper collection site cannot be placed for group collection. For details, please check with the implementing organization.

What is miscellaneous paper?

Post flyers, pamphlets, copy paper, wrapping paper, paper bags, paper boxes, envelopes, postcards, calendars, shredded paper, toilet paper cores, tissue boxes, etc.

Recycled paper collection station

[Kosai district]

Local Government	Association Location	Local Government	Association Location
Omote Washizu	West side of Kazenomiya Shrine, under the Bungawa Bridge, Omote Washizu Lakeshore No. 1 Park	Shinjyo	Shinjyo community square
Washizu	Washizu Community Disaster Prevention Center east side	Omori	Omori Hall, Liebstadt Omori
Komi	West of Komi Hachiman Shrine	Okasaki	Okasaki in front of Hacchi (intersection in front of Okasaki Junior High School)
Kawashiri	West side of Kawashiri Intersection in front of Tachikawa	Shinjyohara	Prefectural Government Shinjyohara multi-unit apartments
Ichiba	Ichiba Public Hall, Ichiba Nishi Assembly Hall	Minami-Uehara	Prime Earth EV Energy Corporation Sakaiyado Plant North
Yamaguchi	Southwest of Yamaguchi Park	Umeda	Umeda Community Center north side
Shirasuka No.1	Nakahata Studio West	Iride	Iride Settlement Center
Shirasuka No.2	Farmers' Association Motomachi Fairgrounds	Kanza	Kanza Settlement Center
Shirasuka No.3	East side of Kasago Distribution Co. No. 7 warehouse	Ota	East of Kosai Junior High School
Shirasuka No.4	Intersection in front of Shirasuka police station	Aodaira	Entrance to Hananoyama Golf Center
Shirasuka No.5	Next to disaster prevention warehouse of Hasegawa west hall	Ochiba	Next to the disaster prevention warehouse of Brigade No. 9
Shirasuka No.6	Tsutsumishita Town Park	Toshiki	Toshiki Assembly Hall
		Yokoyama	Yokoyama hall

[Arai area]

Local Government	Neighborhood association	Association Location	Local Government	Neighborhood association	Association Location
Central Arai	Sakaemachi	Shirai Osteopathic Hospital North	Sumiyoshi	Sumiyoshi East and West	Sumiyoshi Civic Center
	Mukoujima	Mukoujima Civic Center			
Bayleaf	Bayleaf	Bayleaf Arai community center	Hashimoto	Higasaki	In front of Katsuya Manufacturing Co.
South Arai	Minatomachi	Old Arai nursery wes	Gonan Gohoku	Gonan	Nakanogo South Community Center
	Hibarigaoka	Hibarigaoka community center	Akebono	Akebono	Akebono community center
	Araibenten	Araibenten community center			

Used fabric



How to dispose of

Please put them out in the special boxes at the collection stations or for group collection. See page 14 for collection stations at each facility.

What you can dispose of

* You can basically dispose of clothes you wear in your daily life.



Clothes

Clothes, coats, jerseys, etc.



Towels



Cartains

What you cannot dispose of

Please dispose of in **burnable or bulky trash**

- Futons
- Mattresses
- Cushions, Seat cushions
- Carpets, Mats
- Plush toys
- Kimono, Fabrics
- School uniforms, Uniforms
- Work clothes
- Raincoats
- Dirty or smelly items
- Wet items



Request

- Please wash, dry, and put them out in a plastic bag with the contents visible. (No bag required if you bring them to the Environmental Center)
- Please take out buttons and fasteners as they are without removing them.



Used cooking oil

How to dispose of

- Please place them in the special containers at the collection stations. See page 14 for collection stations at each facility.
- * Waste can also be disposed of as burnable waste by absorbing it into paper or cloth, or by using a coagulant.



What you can dispose of



Waste Waste tempura oil

Cooking oil

Request

- For machine oil, consult a gas station, etc.

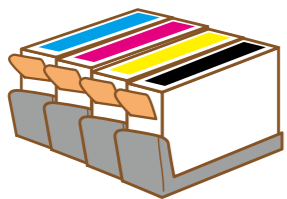


Printer ink cartridges

How to dispose of

- Please put them out in the dedicated box at the collection station or consult with the distributor. See page 14 for collection stations at each facility.

What you can dispose of



Ink cartridges

Brother, Canon, Epson, and Japan HP * Genuine products only

Request

- Please dispose of all items other than those from the four companies listed on the left, as well as severely damaged or altered items, as burnable trash.




Computer/ Cell phone

How to dispose of

- Please put them in the special boxes at the collection stations. See page 14 for collection stations at each facility.
- PCs must fit into the collection box slot (15 cm long and 30 cm wide), and cell phones and smartphones must be placed in the dedicated slot.

PCs that do not fit into the slot will be collected free of charge at the Environment Center.



What you can dispose of



Personal computer

(Including tablet terminals)



Cell phones



Smart phones



PHS terminals



These accessories

Display, keyboard, mouse, speakers, cables, etc.

Request

- Please erase personal information beforehand before placing it in the collection box.
- Once an item is placed in the collection box, it cannot be removed.
- Peripheral equipment such as scanners, printers, etc. are not included in this category, so please bring items that fit into the "Non-burnable Garbage" bags to the garbage station on the collection day, and items that do not fit into the bags to the Environment Center as oversize garbage (see page 15).

Please use our door-to-door collection service of unwanted computers and small appliances!

In addition to collection at collection boxes, Kosai City and Lynet Japan Recycle Co., Ltd. cooperate to provide door-to-door collection service for small home appliances. Collection is charged, but if a PC is included, collection is free of charge.

How to use 3 simple steps!

Just wait at home!

Collected in the next day at the earliest!

1 Application

FAX application forms are available at the City office and the Environment Center. Forms are available at City office and the Environmental Center, and can also be downloaded from the Kosai City website.

2 Packing collected materials

Pack collected materials into cardboard boxes.

3 Collected by courier company

The courier will come to your home on the date and time specified.

Items that can be collected

More than 400 types of household appliances as well as computers and cell phones

Peripheral equipment is also accepted together with PCs!

Mouse, printer, monitor, keyboard

There are more than 400 items to be collected!

Player, cell phone, landline phone, microwave oven

Note computer

Desktop computer

Fee

If you do not include a computer

1,760 yen per box (tax included)

If a computer is included

Free (up to 1 box)

For more information, please contact Lynet Japan Recycle Co.

☎0570-085-800 <https://www.renet.jp/>



Lynet Japan Recycle Search

List of Collection Stations

	Rechargeable Battery	Used paper Used fabrics	Used cooking oil	Ink Cartridge	Computer Cellphone
Kosai City office	○	—	○	○	○
Health and welfare center (Oboto)	—	○	—	—	—
Arai community center	○	○	○	○	○
Seibu community center	○	○	○	○	○
Hokubu multipurpose center	—	○	○	—	○
Nanbu Structural remodeling Center	—	—	○	—	○
Hatsuratsu center	—	—	○	—	○
Purge Center	—	—	○	—	—
Fureai Community hall (cultural exchange center)	—	—	—	—	○
Environment center	○	—	○	○	○

Used paper can also be sent to local paper collection stations. Rechargeable batteries can also be sent to the dry cell station collection.



How to dispose of bulky waste

Methods **A** ~ **C** are available.

A

Bring it in yourself to the Environmental Center Only on the 3rd Sunday of the month by appointment in advance

Fee (payment in cash only)

500 yen per shipment (up to 100 kg)
If the weight exceeds **100 kg**, **50 yen**
will be added for every **10 kg**.

Days when you can bring your own

- Monday - Friday / 9:00 - 16:30 Can also be brought in on national holidays
- Every 3rd Sunday of the month / 9:00-11:45

* Closed on Saturdays, Sundays, and December 29-January 3.

- The Golden Week and year-end and New Year holidays are very crowded.
- We recommend bringing it on weekdays or holidays.
- Please dispose of items that fit into the designated bags at the trash station.**
- Please bring them separately.**
- As a rule, unloading must be done by the person bringing in the items.**

IMPORTANT

Required Advance reservations are required to bring in on the 3rd Sunday of the month. The deadline for reservations is Thursday, three days prior to the day you bring in your trash.

- Reservations can be made through the dedicated reservation website or by phone.
- There is a limit to the number of units reserved.

Reservation website <https://logoform.jp/form/oU27/39760> (also accessible via the code on the right)

Reservation phone number Environmental Center/ **053-577-1280**

- Phone hours: Monday-Friday (*Except holidays) / 8:30-17:00



▲ Reservation Site

B

Apply for door-to-door collection By appointment in advance

Fee **500 yen or 1,000 yen per item** (depending on the item and its size)

Applications can be made to the

Environmental Center/ **053-577-1280**

- Phone hours: Monday-Friday (*Except holidays) / 8:30-17:00

- Please confirm the items (length of three sides and quantity) to be put out in advance.
- Some items cannot be handled by the city, such as items subject to home appliance recycling
- You may apply for up to 10 items at one time (one day).
- It takes about 3 weeks from the date of application to the date of collection. (Please consult us if you are in a hurry.)
- Collection dates cannot be specified.
- The location for putting out is near the entrance to the house site. (Please put out as close to the street as possible.)
- No need to be present.

Example of Charge

Item	Charge	
Furniture such as sofa, table, desk, chest of drawers, shoe box and bookshelf	Total length of three sides is 240 cm or more.	1,000 yen
	Other than above	500 yen
Bed	1,000 yen	
Mattress	With spring	1,000 yen
	Without spring	500 yen
Electric carpets/ carpets up to 3 tatami mats	500 yen	
Futon (up to 3 futons)		
Chair, microwave oven, dishwasher/dryer, tatami mats (1 tatami mat), bicycles, sewing machines, snowboards, stepladders, water heaters, etc.		

C

Hire a licensed contractor If you have a large amount of bulky waste or are unable to remove it from inside your home, please contact a city-licensed contractor.

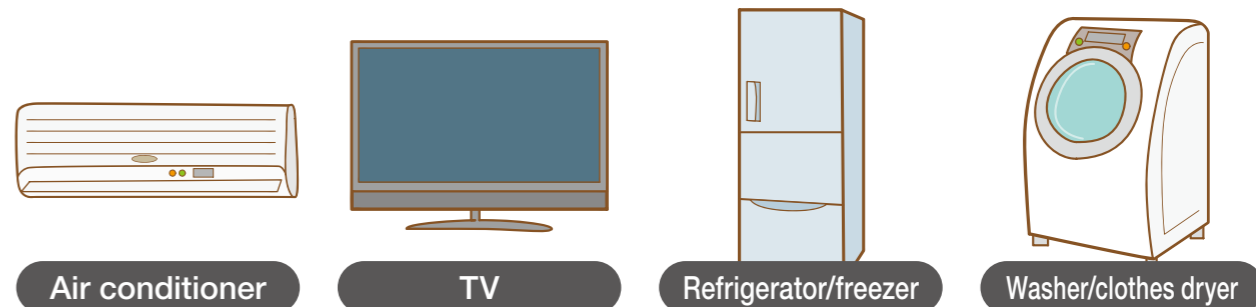
- Hamana KANPO Corporation (255-2 Boze, Kosai City) ☎ **053-573-1102**
- Environmental Conservation Corporation (1771 Nakanogo, Arai-cho, Kosai City) ☎ **053-594-2323**



Items that cannot be handled by the city

Products subject to home appliance recycling

The following items among home appliances are required by law to be recycled. Please contact the store where you purchased the appliance, the store where you are replacing it, or the Home Appliance Recycling Coupon Center.

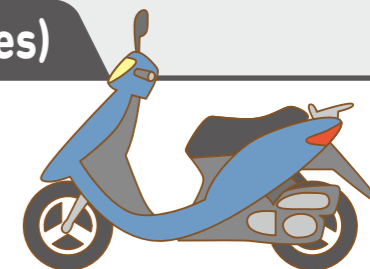


Home Appliance Recycling Ticket Center ☎ **0120-319-640**
Homepage ▶ <https://www.rkc.aeha.or.jp/>

Motorcycles (mopeds to large motorcycles)

Contact your dealer or motorcycle recycling center.

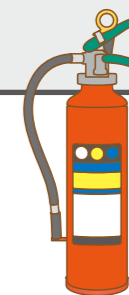
Motorcycle recycling center ☎ **050-3000-0727**
Homepage ▶ <https://www.jarc.or.jp/motorcycle/>



Fire extinguisher


Contact the Fire Extinguisher Recycling Promotion Center

Fire Extinguisher Recycling Promotion Center ☎ **03-5829-6773**
Homepage ▶ <https://www.ferpc.jp/>



Hard-to-dispose-of materials

Please consult the place of purchase or a specialist.



Other: chemicals, fireproof safes, engines, ignition materials, products containing chlorofluorocarbon gas, liquid materials (oil, paint), auto parts, soil, etc.

Items that cannot be handled by the city



Getting Started!

Reduce Food Waste

Approximately 70-80% of food waste is water.

Drainage not only reduces waste, but also has many other positive effects, such as reducing unpleasant odors, making waste lighter and easier to dispose of, and reducing fuel consumption and carbon dioxide emissions for transportation and incineration.

Would you like to use a food waste reduction container?



For those who have a large amount of food waste

Compost

Subsidy system available



For those who want to use it easily indoors

Electric Processor

Subsidy system available



For those who want to try it easily

Kie-ro

Distributed at the Environmental Center



For those who want high quality fertilizers

EM sealed containers

Subsidy system available

Subsidy for the purchase of food waste reduction containers, etc.

In order to reduce the amount of food waste from households, Kosai City provides subsidies to those who have purchased food waste disposers, composting containers, and other equipment.

Eligible persons

Persons who meet all of the following requirements are eligible

- A person with an address in the city
- First-time buyers using this subsidy

* However, those who have received a subsidy in the past 5 years are eligible.

* This does not apply to used items.

Reception window

Environment Center
8:30 a.m. to 5:15 p.m. (except Saturdays, Sundays, national holidays, and year-end and New Year holidays)

Number of subsidized units

- Non-electric units Up to 2 units per household
- Electricity use Up to 1 unit per household

Subsidy amount

Within one-half of the purchase price of the main unit (rounded down to the nearest 100 yen)
Up to 20,000 yen

What you need to apply

- ① Acknowledged seal (stamp type is not acceptable)
- ② Receipt (indicating the applicant's name, product name, quantity, purchase price, and date of purchase)
- ③ Warranty (must be provided for electric garbage disposals)
- ④ Proof of bank account (in applicant's name)

* Application forms are available at the reception desk. It can also be downloaded from our website.

Kosai city garbage separation simplified chart (domestic use)

- When disposing of burnable or non-burnable trash at the garbage station, be sure to place it in designated bags.
- When sending out to the station, long items should be cut to less than 50 cm.
- There is a fee for bringing the items to the Environment Center (500 yen per item (up to 100 kg); 50 yen is added for every 10 kg over 100 kg).
- Battery products (those with batteries that cannot be removed) should be brought directly to the Environmental Center due to the risk of fire.
- For items that do not fit into the designated bags (oversize garbage), please bring them directly to the Environment Center or use door-to-door collection. (Refer to page 15)

*When disassembled into pieces of 50 cm or less, they can be separated into burnable and non-burnable garbage and placed in designated bags and taken to the garbage station.

Place of discharge ① garbage station ② environment center ③ Kasago waste disposal and treatment plant

	Item	Classification	Place of discharge			Note
			①	②	③	
A	Accordion curtain	Non-burnable garbage	○	○		Items that do not fit into the designated bags are brought to ② for bulky garbage.
	Acrylic plate	Burnable garbage	○	○		
	Agrochemical	Others	×	×	×	Go to the vendor or distributor.
	Air bed (inhaler)	Bulky garbage		○		Can be disposed of at garbage stations if placed in designated bags (burnable garbage).
	Air bed (main unit)	Burnable garbage	○	○		Remove the air and cut into pieces no larger than 50 cm. No disconnection is required to bring to ②.
	Air cleaner (CFC-free)	Non-burnable garbage	○	○		Items that do not fit into the designated bags are brought to ② for bulky garbage.
	Air cleaner (with CFC)	Others	×	×	×	Go to the vendor or distributor.
	Air conditioner	Others	×	×	×	Products subject to home appliance recycling; see page 16.
	Air inflator (metal)	Non-burnable garbage	○	○		Items that do not fit into the designated bags are brought to ② for bulky garbage.
	Air inflator (plastic)	Burnable garbage	○	○		Items that do not fit into the designated bags are brought to ② for bulky garbage.
	Album	Burnable garbage	○	○		Not a resource (used paper). Remove metal parts as much as possible and dispose of them in non-burnable garbage.
	Aluminum container for pot roast	Non-burnable garbage	○	○		
	Aluminum foil (thick)	Non-burnable garbage	○	○		Nabeyaki noodle containers, range guards, etc.
	Aluminum foil (thin)	Burnable garbage	○	○		
	Amp	Non-burnable garbage	○	○		Items that do not fit into the designated bags are brought to ② for bulky garbage.
	Antenna	Non-burnable garbage	○	○		Items that do not fit into the designated bags are brought to ② for bulky garbage.
	Antenna cable	Non-burnable garbage	○	○		Items that do not fit into the designated bags are brought to ② for bulky garbage.
	Artificial grass (lawn)	Burnable garbage	○	○		① Cut into 50cm or less. Cutting is not required to bring to ②.
	Astronomical telescope	Bulky garbage		○		
	Audio equipment	Bulky garbage		○		If they are placed in designated bags, they can be discharged to the garbage station (non-burnable garbage). Rechargeable batteries should be brought to ②.
	Automotive Supplies	Bulky garbage		○		Automotive Supplies.
	Automotive Supplies	Others	×	×	×	Go to Distributor.
	B	Baby bottle (plastic)	Burnable garbage	○	○	
Baby carriages (baby carriages and wheelbarrows)		Bulky garbage		○		
Baby-walker		Bulky garbage		○		
Backpack		Burnable garbage	○	○		Remove as much metal as possible.
Bag		Burnable garbage	○	○		Cut into pieces of 50 cm or less. Remove as much metal as possible.
Ball (for exercise)		Burnable garbage	○	○		
Ball-point pen		Burnable garbage	○	○		Remove as much metal as possible.
Bamboo		Burnable garbage	○		○	Large quantities may be brought to the Kasago Waste Disposal Facility; see page 4.
Bamboo peel		Burnable garbage	○		○	
Bamboo screen		Burnable garbage	○	○		① Cut into 50 cm or less. Cut to 1m or less when brought to ②.

Item	Classification	Place of discharge			Note
		①	②	③	
Bamboo skewer	Burnable garbage	○	○		Fold the tip so that it is not dangerous.
Bat (metal)	Non-burnable garbage	○	○		Items that do not fit into the designated bags are brought to ② for bulky garbage.
Bat (plastic and wooden)	Burnable garbage	○	○		Items that do not fit into the designated bags are brought to ② for bulky garbage.
Bath (tub)	Bulky garbage		○		Must be replaced by yourself.
Bath mat	Burnable garbage	○	○		Cut into 50 cm or less. Diatomaceous earth mats are brought to ② for bulky waste.
Bathroom scales	Non-burnable garbage	○	○		Remove batteries. Items (including rechargeable batteries) for which batteries cannot be removed are brought to ②.
Bathtub	Bulky garbage		○		Only those that you have replaced yourself.
Bathtub cover	Bulky garbage		○		
Batteries (for automobiles and motorcycles)	Others		○		
Batteries (Smartphones and cell phones)	Others		○		Distributor or see page 14.
Battery	Recyclable garbage (Battery)	○			Alkaline, manganese, button, nickel, lithium, etc. Insulate with cellophane tape, etc. Rechargeable batteries can also be sent to collection points at each facility.
Battery (for bicycle)	Others	×	×	×	For bicycle batteries, see the JBRC website (https://www.jbrc.com).
Beach chair	Bulky garbage		○		
Beach parasol	Bulky garbage		○		
Bed	Bulky garbage		○		
Bed mat	Bulky garbage		○		
Beer server (CFC-free)	Non-burnable garbage	○	○		Items that do not fit into the designated bags are brought to ② for bulky garbage.
Beer server (with Freon)	Others	×	×	×	Go to the vendor or distributor.
Belt	Burnable garbage	○	○		Cut into pieces of 50 cm or less. Remove as much metal as possible.
Beverage can	Recyclable materials	○			Food and milk powder cans are non-burnable garbage
Bicycle tires	Burnable garbage	○	○		① Cut into 50cm or less. Cutting is not required for bringing to ②.
Bicycles (including three-wheeled types)	Bulky garbage		○		Cancel the security registration and remove the registration indicator sticker.
Binder	Burnable garbage	○	○		Remove metal parts whenever possible.
Binoculars	Non-burnable garbage	○	○		
Bird cage (metal)	Non-burnable garbage	○	○		Items that do not fit into the designated bags are brought to ② for bulky garbage.
Bird cage (wooden)	Burnable garbage	○	○		Items that do not fit into the designated bags are brought to ② for bulky garbage.
Blanket	Recyclable materials (Used fabric)				Go to used paper (used cloth) collection sites or group collection; see page 12.
Blankets (electric blankets)	Bulky garbage		○		It is not a resource (used cloth).
Blind	Bulky garbage		○		
Block	Bulky garbage		○		For large quantities, contact the vendor or distributor.
Blood pressure meter (electronic)	Non-burnable garbage	○	○		Items that do not fit into the designated bags are brought to ② for oversize garbage.
Blood pressure meter (mercury type)	Others		○		Mercury-containing products are dangerous and should be brought directly to ②.
Blue tarpaulin	Burnable garbage	○	○		① Cut into 50 cm or less. Cutting is not required for items brought to ②. Items used in agriculture and other businesses should be sent to an industrial waste disposal company.
Blu-ray Disc	Burnable garbage	○	○		
Blu-ray Disc case	Burnable garbage	○	○		
Blu-ray players and recorders	Non-burnable garbage	○	○		Items that do not fit into the designated bags are brought to ② for bulky garbage
Board(wood)	Burnable garbage	○	○		① Cut into pieces no longer than 50 cm. No longer than 1m when you bring it to ②.
Body board	Bulky garbage		○		
Book	Recyclable materials (Used papers)				Take to a used paper collection site or group collection. see pages 11 and 12. Wet or soiled paper, cloth, leather, and plastic covers are non-burnable trash.
Book (hardcover)	Burnable garbage	○	○		Items wet with water or oil, soiled, or covered with cloth, leather, or plastic are burnable trash.
Book stand (metal)	Non-burnable garbage	○	○		

Item	Classification	Place of discharge			Note
		①	②	③	
Book stand (nonmetal)	Burnable garbage	○	○		
Bookcase	Bulky garbage		○		
Bookshelf	Bulky garbage		○		
Bottle	Recyclable garbage (Glass bottles)	○			Milky white bottles are non-burnable trash.
Bowl (for cooking, made of plastic)	Burnable garbage	○	○		
Bowl (For cooking. Glass and metal)	Non-burnable garbage	○	○		
Bowling balls	Bulky garbage		○		
Box cutter	Non-burnable garbage	○	○		Protect sharp edges with paper or cloth to avoid danger.
Branches (other than roots)	Burnable garbage	○		○	Cut branches less than 10 cm in diameter and about 70 cm in length, bundle them and tie them with string, then place them between 45 L burnable garbage bags and take them to the garbage station. For large quantities, you can bring them to the Kasago Waste Disposal Facility (see page 4).
Branches (roots)	Burnable garbage	○		○ (Attention)	If you take them to the garbage station, cut them into pieces of 50 cm or less and dispose of them as burnable garbage. When taking to the Kasago Landfill, remove soil and cut into pieces no larger than 30 cm in diameter and 100 cm in length. Stumps and roots from businesses cannot be brought in.
Brazier	Non-burnable garbage	○	○		Items that do not fit into the designated bags are brought to ② for bulky garbage.
Bread machine	Non-burnable garbage	○	○		Items that do not fit into the designated bags are brought to ② for bulky garbage.
Brick	Bulky garbage		○		For larger quantities, contact the vendor or distributor.
Broom (with metal)	Non-burnable garbage	○	○		Items that do not fit into the designated bags are brought to ② for bulky garbage.
Broom (without metal)	Burnable garbage	○	○		Items that do not fit into the designated bags are brought to ② for bulky garbage.
Brush (metal)	Non-burnable garbage	○	○		
Brushes (non-metal)	Burnable garbage	○	○		
Bubble wrap	Burnable garbage	○	○		
Bucket (metal)	Non-burnable garbage	○	○		Items that do not fit into the designated bags are brought to ② for bulky garbage.
Bucket (plastic)	Burnable garbage	○	○		Items that do not fit into the designated bags are brought to ② for bulky garbage.
Buddhist (household) altar	Bulky garbage		○		
Cables (electrical cords)	Non-burnable garbage	○	○		Items that do not fit into the designated bags are brought to ② for bulky garbage.
Cables (nonmetallic)	Burnable garbage	○	○		Items that do not fit into the designated bags are brought to ② for bulky garbage.
Cage (metal)	Non-burnable garbage	○	○		Items that do not fit into the designated bags are brought to ② for bulky garbage.
Calculator	Non-burnable garbage	○	○		Remove batteries. Products (including rechargeable type) whose batteries cannot be removed should be brought to ②.
Calendar	Recyclable materials (Used papers)				Remove metal and other non-paper parts and sort into miscellaneous papers. Take to a used paper collection site or group collection.
Calligraphy paper	Recyclable materials (Used papers)				Classified as miscellaneous waste. Take to used paper (used cloth) collection sites or group collection. see pages 11 and 12 *inked items are burnable trash.
Camera	Non-burnable garbage	○	○		Remove batteries. Items (including rechargeable batteries) for which batteries cannot be removed are brought to ②.
Can opener	Non-burnable garbage	○	○		Protect sharp edges with paper or cloth to avoid danger.
Candle	Burnable garbage	○	○		
Cans (beverage cans)	Recyclable materials (Beverage cans)	○			Only beverage cans are resources. *Food and milk powder cans are non-burnable garbage.
Cans (food, powdered milk, etc.)	Non-burnable garbage	○	○		Only beverage cans are resources.
Car navigation system	Non-burnable garbage	○	○		For genuine products, go to the distributor.
Car stereo	Non-burnable garbage	○	○		For genuine products, go to the distributor.
Carbon paper	Burnable garbage	○	○		Not a resource (used paper).
Cardboard	Recyclable materials (Used papers)				Go to used paper (used cloth) collection sites or group collection; see pages 11 and 12.
Carp streamer	Burnable garbage	○	○		Remove metal parts and cut into pieces of 50 cm or less.
Carpet	Burnable garbage	○	○		① Cut into 50 cm or less. Cutting is not required to bring to ②. Not a resource (used cloth).

	Item	Classification	Place of discharge			Note
			①	②	③	
C	Cart	Non-burnable garbage	○	○		Items that do not fit into the designated bags are brought to ② for oversize garbage.
	cassette cylinder	Spray cans, A gas cartridge, Lighters	○	○		Remove contents; see page 8. *Not non-burnable garbage.
	Cassette player	Non-burnable garbage	○	○		Remove batteries. Items (including rechargeable batteries) for which batteries cannot be removed are brought to ②.
	Cassette tape	Burnable garbage	○	○		
	Cassette tape case	Burnable garbage	○	○		
	Cat litter (combustible)	Burnable garbage	○	○		Remove filth.
	Cat litter (nonflammable (mineral))	Non-burnable garbage	○	○		Remove filth.
	Cat tower	Bulky garbage		○		If disassembled and placed in designated bags, cloth, wood, and plastic are burnable trash; metal is non-burnable trash.
	Catalog	Recyclable materials (Used papers)				Classified as miscellaneous paper. Take to a waste paper collection site or group collection. See pages 11 and 12.
	CD	Burnable garbage	○	○		
	CD case	Burnable garbage	○	○		
	CD player	Non-burnable garbage	○	○		Items that do not fit into the designated bags are brought to ② for bulky garbage.
	Cell phone	Others		○		Distributor or see page 14.
	cellophane tape	Burnable garbage	○	○		
	Cellophane tape core	Recyclable materials (Used papers)				Go to used paper (used cloth) collection sites or group collection; see page 11,12.
	Ceramic	Non-burnable garbage	○	○		
	Chain (metal)	Non-burnable garbage	○	○		
	Chair	Bulky garbage		○		
	Charcoal	Burnable garbage	○	○		
	Charcoal grill	Non-burnable garbage	○	○		Items that do not fit into the designated bags are brought to ② for oversize garbage.
	Chest (plastic and wood)	Burnable garbage	○	○		Items that do not fit into the designated bags are brought to ② for bulky garbage.
	Chest of drawers	Bulky garbage		○		
	Child seat	Non-burnable garbage	○	○		Items that do not fit into the designated bags are brought to ② for bulky garbage.
	Chiller (CFC-free)	Bulky garbage		○		
	Chiller (with CFC)	Others	×	×	×	Go to Distributor.
	Chinese frying pan	Non-burnable garbage	○	○		
	Chopping board	Burnable garbage	○	○		
	Cigarette butt	Burnable garbage	○	○		Dampen thoroughly with water.
	Clay (oil clay)	Non-burnable garbage	○	○		
	Clay (paper clay)	Burnable garbage	○	○		
	Clock	Non-burnable garbage	○	○		Remove batteries. Products (including rechargeable batteries) whose batteries cannot be removed should be brought to ②.
	Clothes	Recyclable materials (Used fabric)				Go to used paper (used cloth) collection sites or group collection; see page 12.
	Clothes (small amount/soiled)	Burnable garbage	○	○		Cut into 50 cm or less.
clothes dryer	Others	×	×	×	Products subject to home appliance recycling; see page 16.	
Clothes drying stand	Bulky garbage		○			
Clothes rack	Bulky garbage		○			
Clothing	Recyclable materials (Used fabric)				Go to a waste paper collection site or group collection; see page 12.	
Clothing (small amount/soiled)	Burnable garbage	○	○		Cut into pieces no larger than 50 cm. No disconnection is required to bring to ②.	
Coffee maker	Non-burnable garbage	○	○		If the product is battery-powered, remove the batteries. Products (including rechargeable type) whose batteries cannot be removed should be brought to ②.	
Color box	Bulky garbage		○		Can be disposed of at garbage stations if placed in designated bags (burnable garbage).	
Combination microwave and oven	Non-burnable garbage	○	○		Items that do not fit into the designated bags are brought to ② for bulky garbage.	
Combs (metallic)	Non-burnable garbage	○	○		To avoid danger, protect sharp edges with paper or cloth.	
Combs (nonmetallic)	Burnable garbage	○	○		To avoid danger, protect sharp edges with paper or cloth.	

Place of discharge ① garbage station ② environment center ③ Kasago waste disposal and treatment plant

	Item	Classification	Place of discharge			Note
			①	②	③	
C	Component (stereo)	Bulky garbage		○		Items that do not fit into the designated bags are brought to ② for bulky garbage.
	Contact lens	Burnable garbage	○	○		
	Containers for paints (plastics)	Burnable garbage	○	○		
	Cooking paper	Burnable garbage	○	○		Not a resource (used paper).
	Cooler (air conditioner)	Others	×	×	×	Products subject to home appliance recycling; see page 16.
	Cooler Box (electric, CFC-free)	Non-burnable garbage	○	○		Items that do not fit into the designated bags are brought to ② for bulky garbage.
	Cooler Box (electric, with CFC)	Others	×	×	×	Go to the vendor or distributor.
	Cooler Box (metal)	Non-burnable garbage	○	○		Items that do not fit into the designated bags are brought to ② for bulky garbage.
	Cooler Box (plastic)	Burnable garbage	○	○		Items that do not fit into the designated bags are brought to ② for bulky garbage.
	Copy machine	Bulky garbage		○		Items used in the business cannot be brought in.
	Cord (electric)	Non-burnable garbage	○	○		
	Corset (cloth)	Burnable garbage	○	○		
	Corset (with metal)	Non-burnable garbage	○	○		
	Cosmetics bottle	Recyclable garbage (Glass bottles)	○			Milky white bottles are non-burnable garbage.
	Cotton gloves	Burnable garbage	○	○		
	Crayon	Burnable garbage	○	○		
	Cup noodle containers	Burnable garbage	○	○		
	Cupboard	Bulky garbage		○		
	Cups (metal, glass, ceramics)	Non-burnable garbage	○	○		Protect sharp edges with paper or cloth to prevent breakage and injury.
	Cups (paper and plastic)	Burnable garbage	○	○		Paper cups are not resources (used paper) because they are waterproofed.
	Curtain	Recyclable materials (Used fabric)				Go to used paper (used cloth) collection sites or group collection; see page 12.
	Curtain rails (metal)	Non-burnable garbage	○	○		Items that do not fit into the designated bags are brought to ② for bulky garbage.
	Curtain rails (other than metal)	Burnable garbage	○	○		Items that do not fit into the designated bags are brought to ② for bulky garbage.
	Cushion	Burnable garbage	○	○		Not a resource (used paper).
	Cushioning material (paper)	Recyclable materials (Used papers)				Go to a waste paper collection site or group collection. see pages 11 and 12.
	Cushioning materials (plastic, vinyl, etc.)	Burnable garbage	○	○		
D	Debris	Bulky garbage		○		For large quantities, go to a vendor.
	Decorative plant	Burnable garbage	○	○		Cut branches less than 10 cm in diameter and about 70 cm in length, bundle them and tie them with string, then place them between 45 L burnable garbage bags and take them to the garbage station. For large quantities, they can be taken to the Kasago Waste Disposal Facility. See page 4.
	Dehumidifier	Burnable garbage	○	○		
	Dehumidifier (CFC-free)	Non-burnable garbage	○	○		Items that do not fit into the designated bags are brought to ② for bulky garbage.
	Dehumidifier (with CFC)	Others	×	×	×	Go to the vendor or distributor.
	Dehydrator	Bulky garbage		○		
	Deodorant	Burnable garbage	○	○		
	Desiccant	Burnable garbage	○	○		Put out the desiccant according to the precautions marked on the desiccant.
	Desk	Bulky garbage		○		
	Desk mat	Burnable garbage	○	○		① Cut into 50cm or less. Cutting is not required for bringing to ②.
	Detergent	Burnable garbage	○	○		Soak the liquid in paper or cloth and let it dry before throwing away.
	Dialysis bags and tubing	Burnable garbage	○	○		To hospital/pharmacy for needles and possible infection.
	Diaper	Burnable garbage	○	○		Remove filth.
	Diatomaceous earth mats	Bulky garbage		○		For those containing asbestos (asbestos), consult the dealer.
Digital piano	Bulky garbage		○			
Dining table	Bulky garbage		○			

	Item	Classification	Place of discharge			Note
			①	②	③	
D	Dirty mud	Others	×	×	×	To the vendor.
	Dish dryer	Bulky garbage		○		
	Dishwasher	Bulky garbage		○		
	Display (PC accessory)	Others		○		Dealer or see page 14. Televisions are subject to home appliance recycling and cannot be brought to the Environment Center; see page 16.
	Disposable diaper	Burnable garbage	○	○		Remove the filth.
	Dog kennel (wood, plastic, etc.)	Bulky garbage		○		Burnable garbage if it can be disassembled and placed in designated bags.
	Dog kennels (e.g., metal)	Bulky garbage		○		Non-burnable garbage if it can be disassembled and placed in designated bags.
	Doll	Burnable garbage	○	○		For memorial services, consult with a shrine or other institution.
	Doll case	Non-burnable garbage	○	○		Items that do not fit into the designated bags are brought to ② for bulky garbage.
	Down jacket	Recyclable materials (Used fabric)				Go to used paper (used cloth) collection sites or group collection; see page 12.
	Drainage net	Burnable garbage	○	○		
	Dresser	Bulky garbage		○		
	Drone	Bulky garbage		○		
	Dry cell	Battery	○	○		Insulate with cellophane tape, etc. *Not burnable trash.
	Dryer	Non-burnable garbage	○	○		
	Dryer (clothes, etc.)	Others	×	×	×	Products subject to home appliance recycling; see page 16.
	Dryer (tableware)	Bulky garbage		○		
	Duckboard	Burnable garbage	○	○		Items that do not fit into the designated bags are brought to ② for oversize garbage.
	Dust cloth	Burnable garbage	○	○		It is not a resource (used cloth).
	Dustpan (metal)	Non-burnable garbage	○	○		
	Dustpan (nonmetal)	Burnable garbage	○	○		
	DVD	Burnable garbage	○	○		
	DVD case	Burnable garbage	○	○		
	DVD player/recorder	Non-burnable garbage	○	○		Items that do not fit into the designated bags are brought to ② for bulky garbage.
E	Earphone	Non-burnable garbage	○	○		Rechargeable batteries are brought to ②
	Earthenware pot	Non-burnable garbage	○	○		
	Egg packs	Burnable garbage	○	○		
	Electric bicycle	Bulky garbage		○		Remove the battery before bringing it in. For information on how to dispose of batteries, refer to the JBRC website (https://www.jbrc.com) or contact the dealer.
	Electric blanket	Bulky garbage		○		Not a resource (used cloth).
	Electric carpet	Bulky garbage		○		It is not a resource (used cloth).
	Electric footwarmer	Non-burnable garbage	○	○		Asbestos-containing items are dangerous and should be brought to ②.
	Electric heater	Non-burnable garbage	○	○		Remove batteries. Products (including rechargeable batteries) whose batteries cannot be removed should be brought to ②.
	Electric organ	Bulky garbage		○		
	Electric rice-cooker	Non-burnable garbage	○	○		Items that do not fit into the designated bags are brought to ② for bulky garbage.
	Electric Tools	Non-burnable garbage	○	○		To avoid danger, protect sharp edges with paper or cloth. Remove batteries. Products (including rechargeable batteries) whose batteries cannot be removed should be brought to ②.
	Electric wheelchair	Others	×	×	×	Go to the dealer. If there is no battery, bring it to ②.
	Electrical cords and cables	Non-burnable garbage	○	○		Items that do not fit into the designated bags are brought to ② for bulky garbage.
	Electrically heated carpet	Bulky garbage		○		
	Electronic Cigarette	Others	×	×	×	To collection store. *If there is no collection route, the environmental center can accept them.
	Enameled pot	Non-burnable garbage	○	○		
	Engine	Others	×	×	×	To a vendor or distributor *Smaller items can be brought to the Environmental Center.
	Engine Oil	Others	×	×	×	Contact your vendor or distributor. Burnable if oil disposal box is used.
	Entrance mat	Burnable garbage	○	○		Cut into 50 cm or less. Not recyclable (used paper). Items that do not fit into the designated bags are brought to ② for bulky garbage.

Place of discharge ① garbage station ② environment center ③ Kasago waste disposal and treatment plant

	Item	Classification	Place of discharge			Note
			①	②	③	
E	Envelope	Recyclable materials (Used papers)				Go to used paper (used cloth) collection sites or group collection; see pages 11 and 12 *Remove sticky materials and plastic.
	Eraser	Burnable garbage	○	○		
	Extension code	Non-burnable garbage	○	○		
	Eyeglasses	Non-burnable garbage	○	○		
	F	Fallen leaves	Burnable garbage	○		○
Fan		Non-burnable garbage	○	○		Items that do not fit into the designated bags are brought to ② for bulky garbage.
Fan heater		Non-burnable garbage	○	○		Drain fuel and remove batteries.
Fans (paper, wood, plastic)		Burnable garbage	○	○		
Fax		Non-burnable garbage	○	○		Items that do not fit into the designated bags are brought to ② for bulky garbage.
Feeding bottle (glass bottles)		Non-burnable garbage	○	○		
Fertilizer		Others	×	×	×	Go to the vendor or distributor.
Fertilizer bag		Burnable garbage	○	○		Items used in agriculture and other businesses are sent to industrial waste disposal companies.
Fire extinguisher		Others	×	×	×	Contact the Fire Extinguisher Recycling Promotion Center (see page 16).
Fireproof safe		Others	×	×	×	Go to a specialist or distributor.
Fireworks		Burnable garbage	○	○		Dampen thoroughly with water.
Fish hook		Non-burnable garbage	○	○		Protect sharp edges with paper or cloth to avoid danger.
Fishing line		Burnable garbage	○	○		Cut into less than 50 cm.
Fishing rod		Non-burnable garbage	○	○		Items that do not fit into the designated bags are brought to ② for bulky garbage.
Flashlight		Non-burnable garbage	○	○		Remove batteries. Items (including rechargeable batteries) for which batteries cannot be removed are brought to ②.
Float		Burnable garbage	○	○		Cut into pieces no larger than 50 cm. No disconnection is required to bring to ②.
Floor lamp		Non-burnable garbage	○	○		Remove the fluorescent tubes and take them to an environment center or to the dealer. Items that do not fit into the designated bags are brought to ② for bulky garbage.
Floppy disk		Burnable garbage	○	○		
Fluorescent lamp (tube)		Others		○		If you bring them to an environmental center, consult with the dealer. Broken items are non-burnable garbage.
Flying pan		Non-burnable garbage	○	○		
Folding bed		Bulky garbage		○		
Food Can		Non-burnable garbage	○	○		Beverage Cans are resources.
Food processor		Non-burnable garbage	○	○		
Food waste		Burnable garbage	○	○		Drain water. See page 15 for food waste reduction.
Food Wrap	Burnable garbage	○	○			
Freezer	Others	×	×	×	Products subject to home appliance recycling; see page 16.	
FRP products (1m x 1m x 1m over)	Others	×	×	×	Go to the vendor or distributor.	
FRP products (1m x 1m x 1m or less)	Bulky garbage		○		Bring directly to ②.	
FRP ship	Others	×	×	×	To the FRP ship recycling system reception counter store (refer to the Japan Marine Enterprises Association website).	
Full-length mirror	Bulky garbage		○			
Futon (cut and put out)	Burnable garbage	○	○		① Cut into 50 cm or less. Cutting is not required to bring to ②. Not a resource (used cloth).	
Futon cover	Burnable garbage	○	○		Cut into 50 cm or less. Cutting is not required to bring to ②. Not a resource (used cloth).	
Futon dryer	Non-burnable garbage	○	○		Items that do not fit into the designated bags are brought to ② for bulky garbage.	
Futons (down quilts)	Bulky garbage		○		Not a resource (used cloth).	
G	Game machine	Non-burnable garbage	○	○		Remove batteries. Items (including rechargeable batteries) for which batteries cannot be removed are brought to ②.
	Garbage disposer (electric)	Non-burnable garbage	○	○		Items that do not fit into the designated bags are brought to ② for bulky garbage.
	Garbage disposer (other than electric type)	Burnable garbage	○	○		Items that do not fit into the designated bags are brought to ② for bulky garbage.
	Gardening fence (metal)	Non-burnable garbage	○	○		Items that do not fit into the designated bags are brought to ② for bulky garbage.
	Gardening fence (nonmetal)	Burnable garbage	○	○		Items that do not fit into the designated bags are brought to ② for bulky garbage.

	Item	Classification	Place of discharge			Note
			①	②	③	
G	Gardening poles (metal)	Non-burnable garbage	○	○		For items that have been used in agriculture or other businesses, take them to an industrial waste disposal company.
	Gardening poles (other than metal)	Burnable garbage	○	○		Cut into pieces of 50 cm or less. For items that have been used in agriculture or other businesses, take them to an industrial waste disposal company.
	Gas cooker	Non-burnable garbage	○	○		Items that do not fit into the designated bags are brought to ② for bulky garbage.
	Gas stove	Non-burnable garbage	○	○		Items that do not fit into the designated bags are brought to ② for bulky garbage.
	Gasoline	Others	×	×	×	Go to the vendor or distributor.
	Gasoline can	Non-burnable garbage	○	○		Use up the contents. Items that do not fit into the designated bags are brought to ② for bulky garbage.
	Glass	Non-burnable garbage	○	○		Do not put them together with recyclables (glass bottles) and dispose of them with non-burnable garbage. To avoid danger, protect sharp edges with paper or cloth. Items that do not fit into the designated bags should be brought to ② for bulky garbage.
	Glass case	Non-burnable garbage	○	○		Ensure that there are no hazards. Items that do not fit in the designated bags should be brought to ② for bulky garbage.
	Globe (with metal)	Non-burnable garbage	○	○		Items that do not fit into the designated bags are brought to ② for bulky garbage.
	Globe (without metal)	Burnable garbage	○	○		Items that do not fit into the designated bags are brought to ② for bulky garbage.
	Gloves	Recyclable materials (Used fabric)				Go to used paper (used cloth) collection sites or group collection; see page 12.
	Glow lamp	Non-burnable garbage	○	○		Safety shoes and metal spiked shoes are non-burnable garbage.
	Go board (at least 5 cm thick)	Bulky garbage		○		
	Go board (plastic/wooden and less than 5cm thick)	Burnable garbage	○	○		
	Go stones	Non-burnable garbage	○	○		
	Golf (Clubs & Bags)	Bulky garbage		○		
	Golf ball	Burnable garbage	○	○		
	Grass	Burnable garbage	○		○	Large quantities may be brought to the Kasago Waste Disposal Facility; see page 4.
	Grater (metal)	Non-burnable garbage	○	○		
	Grater (nonmetal)	Burnable garbage	○	○		
Grove	Burnable garbage	○	○			
Guitar	Bulky garbage		○			
H	Hair iron	Non-burnable garbage	○	○		Remove batteries. Items (including rechargeable batteries) for which batteries cannot be removed are brought to ②.
	Halogen heater	Non-burnable garbage	○	○		Items that do not fit into the designated bags are brought to ② for bulky waste.
	Hammock	Burnable garbage	○	○		① Cut into 50 cm or less. Cutting is not required to bring to ②.
	Handcart	Bulky garbage		○		
	Hanger (metal)	Non-burnable garbage	○	○		
	Hanger (plastic)	Burnable garbage	○	○		
	Headphone	Non-burnable garbage	○	○		Rechargeable batteries are brought to ②.
	Heat insulating material	Non-burnable garbage	○	○		
	Heat pad (disposable)	Burnable garbage	○	○		Unused items should be cooled after heat dissipation before discarding.
	Heat pad (non-disposable)	Non-burnable garbage	○	○		
	Helmet	Burnable garbage	○	○		
	High-pressure cleaner	Bulky garbage		○		Drain and remove the hose. For rechargeable type, remove the rechargeable battery.
	Hoe (hoe, disassemblable)	Non-burnable garbage	○	○		Wooden parts are burnable garbage. Protect them with paper or cloth so that they are not dangerous.
	Hoe (hoe, not disassemblable)	Bulky garbage		○		
	Home medical waste (syringes, dialysis bags, catheters)	Burnable garbage	○	○		Needles and infectious materials returned to the hospital/pharmacy.
	Hose	Burnable garbage	○	○		Drain water and cut into ① 50 cm or less. Cutting is not required to bring to ②.
	Hose reel (metal)	Non-burnable garbage	○	○		Items that do not fit into the designated bags are brought to ② for bulky garbage.
	Hose reel (Plastic)	Burnable garbage	○	○		Items that do not fit into the designated bags are brought to ② for bulky garbage.
	Hot curler	Non-burnable garbage	○	○		
	Hot plate	Non-burnable garbage	○	○		Items that do not fit into the designated bags are brought to ② for bulky garbage.

	Item	Classification	Place of discharge			Note
			①	②	③	
H	Hot water bottle (metal or ceramic)	Non-burnable garbage	○	○		
	Hot water bottle (Plastic, gel type)	Burnable garbage	○	○		
	Hot water dispenser	Non-burnable garbage	○	○		Remove batteries. Products (including rechargeable batteries) whose batteries cannot be removed should be brought to ②.
	Humidifier	Non-burnable garbage	○	○		Items that do not fit into the designated bags are brought to ② for bulky garbage.
I	IC recorder (Including voice recorder)	Non-burnable garbage	○	○		Remove batteries. Items (including rechargeable batteries) for which batteries cannot be removed are brought to ②.
	Ice pick	Non-burnable garbage	○	○		To avoid danger, protect sharp edges with paper or cloth.
	Ice pillow (rubber)	Burnable garbage	○	○		
	IH cooking heater	Non-burnable garbage	○	○		Items that do not fit into the designated bags are brought to ② for bulky garbage.
	India ink	Burnable garbage	○	○		Soak the liquid in paper or cloth and let it dry before throwing away.
	Indoor clothes-drying	Bulky garbage		○		
	Ink cartridge	Others		○		Distributor or see page 13.
	Insect cage (metal)	Non-burnable garbage	○	○		
	Insect cage (not made of metal)	Burnable garbage	○	○		
	Instant camera (disposable camera)	Others	×	×	×	Go to the dealer because of the batteries.
	Iron	Non-burnable garbage	○	○		Items (including rechargeable batteries) for which batteries cannot be removed are brought to ②.
	Iron Array	Non-burnable garbage	○	○		
	Iron hummer	Non-burnable garbage	○	○		
	Iron plate	Non-burnable garbage	○	○		Items that do not fit into the designated bags are brought to ② for bulky garbage.
	Iron pot	Non-burnable garbage	○	○		Items that do not fit into the designated bags are brought to ② for bulky garbage.
	Ironing board (with metal)	Non-burnable garbage	○	○		Items that do not fit into the designated bags are brought to ② for bulky garbage.
Ironing board (without metal)	Burnable garbage	○	○		Items that do not fit into the designated bags are brought to ② for bulky garbage.	
Iron-printed paper (Textile printing paper, sublimation transfer paper)	Burnable garbage	○	○		Not a resource (used paper).	
J	Japanese school backpack	Burnable garbage	○	○		Remove as much metal as possible.
	Juicer-Mixer	Non-burnable garbage	○	○		
	Junior seat	Burnable garbage	○	○		Items that do not fit into the designated bags are brought to ② for bulky garbage.
K	Kappa (rain gear)	Burnable garbage	○	○		① Cut into 50cm or less. Cutting is not required for bringing to ②.
	Karaoke set	Bulky garbage		○		Microphone type is non-burnable garbage. Remove batteries. Items (including rechargeable ones) from which batteries cannot be removed should be brought to ②.
	Kerosene	Others	×	×	×	To gas stations, etc.
	Kerosene plastic container	Burnable garbage	○	○		Use up the contents and empty it out before throwing away.
	Kerosene pump (electric type)	Non-burnable garbage	○	○		Remove batteries. Items that do not fit into the designated bags are brought to ② for bulky garbage.
	Kerosene Pump (Manual type, made of plastic)	Burnable garbage	○	○		Items that do not fit into the designated bags are brought to ② for bulky garbage.
	Kettle	Non-burnable garbage	○	○		
	Key	Non-burnable garbage	○	○		
	Keyboard (Instrument)	Non-burnable garbage	○	○		Items that do not fit into the designated bags are brought to ② for bulky garbage.
	Keyboards (computer accessories)	Others		○		Distributor or see page 14.
	Kickboard	Non-burnable garbage	○	○		Items that do not fit into the designated bags are brought to ② for bulky garbage.
	Kimono	Burnable garbage	○	○		
	Kitchen knife	Non-burnable garbage	○	○		To avoid danger, protect sharp edges with paper or cloth.
	Knife	Non-burnable garbage	○	○		Protect sharp edges with paper or cloth to avoid danger.
	Knitting machine	Bulky garbage		○		
	Knitting wool	Burnable garbage	○	○		Cut into less than 50 cm.
Kotatsu	Bulky garbage		○			

	Item	Classification	Place of discharge			Note
			①	②	③	
K	Kotatsu cover (cut and put away)	Burnable garbage	○	○		Cut into 50 cm or less. Not a resource (old cloth).
	Kotatsu cover (put away without cutting)	Bulky garbage		○		It is not a resource (used cloth).
L	Laptop	Others		○		Distributor or see page 14.
	Laundry pole	Bulky garbage		○		
	Laundry scissors (plastic)	Burnable garbage	○	○		
	Lawn mower	Bulky garbage		○		For household use only. Drain fuel. For rechargeable type, remove the rechargeable battery. For those used in business, take to an industrial waste disposal company.
	Lawnmower	Bulky garbage		○		Take the engine to the vendor or dealer.
	Leaflets	Recyclable materials (Used papers)				Go to used paper (used cloth) collection sites or group collection; see pages 11 and 12.
	Leather goods (products)	Burnable garbage	○	○		Remove metal parts as much as possible and dispose of them in non-burnable garbage.
	Leaves	Burnable garbage	○		○	See page 4. Large quantities may be brought to the Kasago Waste Disposal Facility.
	LED Lamp (Tube)	Bulky garbage		○		
	LED light bulb	Non-burnable garbage	○	○		Put it out in the box it was replaced in. Protect it with paper or cloth to prevent it from cracking.
	Leisure table	Bulky garbage		○		
	Light bulb	Non-burnable garbage	○	○		Put them out in the box in which they were replaced. Protect sharp edges with paper or cloth to prevent breakage.
	Lighter	Spray cans, A gas cartridge, Lighter	○	○		Take out the insides. see page 8. *Not burnable trash.
	lighting equipment	Non-burnable garbage	○	○		Items that do not fit into the designated bags are brought to ② for bulky garbage. Lamps should be removed.
	Loft bed	Bulky garbage		○		
	Low table	Bulky garbage		○		
	LP gas cylinder	Others	×	×	×	Go to the vendor or distributor.
	Lunch jar	Non-burnable garbage	○	○		
M	Magazine	Recyclable materials (Used papers)				Tie it up with paper string and take it to a used paper collection point or group collection. See page 11 and 12.
	Magnet	Non-burnable garbage	○	○		
	Magnetic card	Burnable garbage	○	○		
	Magnifying glass	Non-burnable garbage	○	○		
	Massaging tool	Non-burnable garbage	○	○		Remove batteries. Products (including rechargeable batteries) whose batteries cannot be removed should be brought to ②. Items that do not fit into the designated bag should be brought to ② for bulky waste.
	Match (to light fire with)	Burnable garbage	○	○		Moisten thoroughly.
	Mattress (no spring)	Burnable garbage	○	○		① Cut into 50 cm or less. Cutting is not required to bring to ②. Not a resource (used cloth).
	Mattress (with spring)	Bulky garbage		○		It is not a resource (used cloth).
	Measure (with metal)	Non-burnable garbage	○	○		
	Measure (without metal)	Burnable garbage	○	○		Cut into less than 50 cm.
	Medicines (tablets, oral and ointment)	Burnable garbage	○	○		Small amounts should be wrapped in paper or soaked in cloth. For larger quantities, contact the supplier or distributor.
	Metal clothespins	Non-burnable garbage	○	○		
	Metal rod (metal)	Non-burnable garbage	○	○		Items that do not fit into the designated bags are brought to ② for bulky garbage.
	Microwave oven	Non-burnable garbage	○	○		Items that do not fit into the designated bags are brought to ② for bulky garbage.
	Microwave stand	Bulky garbage		○		
	Midget lamp	Non-burnable garbage	○	○		Protect it with paper or cloth to prevent it from cracking.
	Milk cartons (paper cartons)	Recyclable materials (Used papers)				Go to a waste paper collection site or group collection. see pages 11 and 12.
	Mirror	Non-burnable garbage	○	○		Protect sharp edges with paper or cloth to avoid danger.
	Mixer	Non-burnable garbage	○	○		
	Mobile battery	Others		○		Distributor or see page 9.
	Mop	Burnable garbage	○	○		① Cut into 50 cm or less. Cutting is not required to bring to ②.
Mortar (ceramic)	Non-burnable garbage	○	○			

	Item	Classification	Place of discharge			Note
			①	②	③	
M	Mortar (stone, wooden)	Bulky garbage		○		
	Motorcycle (main unit, genuine)	Others	×	×	×	Go to the dealer or motorcycle recycling center. See page 16.
	Mouse (PC accessory)	Others		○		Distributor or see page 14.
	Mower blade	Non-burnable garbage	○	○		To avoid danger, protect sharp edges with paper or cloth.
	Music box	Non-burnable garbage	○	○		
N	Nail clippers	Non-burnable garbage	○	○		Protect sharp edges with paper or cloth to avoid danger.
	Needle	Others	×	×	×	Go to hospital, pharmacy, etc. due to risk of infection.
	Needle	Non-burnable garbage	○	○		To avoid danger, protect sharp edges with paper or cloth.
	Newspaper	Recyclable materials (Used papers)				Classified as miscellaneous waste. Take to used paper (used cloth) collection sites or group collection. see pages 11 and 12.
	Nut	Non-burnable garbage	○	○		
	O	Obi	Burnable garbage	○	○	
Oil (for food)		Recyclable materials	×	○		They are also collected at City Hall, Arai Branch Office, Kosai Sewage Treatment Center, Hatsuratsu Center, Seibu Regional Center, Hokubu Multipurpose Center, and Nanbu Structural Improvement Center. Soak cloth, etc. or use an oil treatment agent, etc. and place in designated bags; see page 13.
		Burnable garbage	○	○		
Oil (for machinery)		Others	×	×	×	To gas stations, etc.
Oil can		Non-burnable garbage	○	○		Empty the contents into the designated bag.
Oil fan heater		Non-burnable garbage	○	○		Items that do not fit into the designated bags are brought to ② for bulky garbage.
Oil heater		Non-burnable garbage	○	○		Items that do not fit into the designated bags are brought to ② for bulky garbage.
Old clothes		Recyclable materials (Used fabric)				Take to used paper (used cloth) collection point or group collection; see page 12. Cut stained or smelly items into pieces of 50 cm or less and dispose of them as burnable garbage.
One Doubt Cans (metal)		Non-burnable garbage	○	○		Empty the container. Items that do not fit into the designated bags are brought to ② for bulky garbage.
Organ (musical instrument)		Bulky garbage		○		
Oven toaster		Non-burnable garbage	○	○		Items that do not fit into the designated bags are brought to ② for bulky garbage.
P		Packing band	Burnable garbage	○	○	
	Paint	Others	×	×	×	Go to the retailer. Empty containers can be disposed of as burnable trash if made of plastic or non-burnable if made of metal.
	Paints	Burnable garbage	○	○		Soak paper or cloth and let dry.
	Paper (cardboard)	Recyclable materials (Used papers)				Tie them up with paper string and take to a used paper collection site or group collection. Place fine miscellaneous papers in paper bags; see pages 11 and 12.
	Paper (magazine)	Recyclable materials (Used papers)				
	Paper (miscellaneous paper)	Recyclable materials (Used papers)				
	Paper (newspaper)	Recyclable materials (Used papers)				
	Paper (non-recyclable)	Burnable garbage	○	○		Carbon paper, thermal paper (receipts), photographs, crimped postcards, stained or smelly paper, half-sheets used for calligraphy, and vinyl-coated/ waterproofed paper are burnable trash.
	Paper (paper pack)	Recyclable materials (Used papers)				Tie them up with paper string and take to a used paper collection site or group collection. Place fine miscellaneous papers in paper bags; see pages 11 and 12.
	Paper bag	Recyclable materials (Used papers)				Remove non-paper parts such as vinyl and cloth string and sort into miscellaneous papers. Take to a used paper collection site or group collection.
	Paper cup	Burnable garbage	○	○		Not a resource (waste paper) due to waterproofing.
	Partition	Bulky garbage		○		
	Pencil	Burnable garbage	○	○		
	Pencil sharpener	Non-burnable garbage	○	○		
	Personal computer	Others		○		Distributor or see page 14. *Desktop is only available at the Environmental Center.
	Pet Hut (Wooden and plastic)	Bulky garbage		○		Burnable trash that can be disassembled and placed in designated bags.
	Pet hutches (metal)	Bulky garbage		○		Burnable trash that can be disassembled and placed in designated bags.
	Piano	Others	×	×	×	Go to the vendor or distributor.
	Picnic sheet	Burnable garbage	○	○		① Cut into 50 cm or less. Cutting is not required to bring to ②.
	Picture frames (metal)	Non-burnable garbage	○	○		Items that do not fit into the designated bags are brought to ② for bulky garbage.
	Picture frames (other than metal)	Burnable garbage	○	○		Items that do not fit into the designated bags are brought to ② for oversize garbage.

	Item	Classification	Place of discharge			Note
			①	②	③	
P	Piece of concrete	Others		○		For large quantities, go to a vendor.
	Pillow	Burnable garbage	○	○		Not a resource (used cloth).
	Ping-pong ball	Burnable garbage	○	○		
	Pipe bed	Bulky garbage		○		
	Pipe chair	Bulky garbage		○		
	Plant pot (plastic/vinyl)	Burnable garbage	○	○		Items that do not fit into the designated bags are brought to ② for bulky garbage.
	Plant pot (Pottery)	Non-burnable garbage	○	○		Items that do not fit into the designated bags are brought to ② for bulky garbage.
	Planter (ceramic)	Non-burnable garbage	○	○		Excluding sat. Items that do not fit into the designated bags are brought to ② for bulky garbage.
	Planter (plastic)	Burnable garbage	○	○		Excluding sat. Items that do not fit into the designated bags are brought to ② for bulky garbage.
	Plasterboard	Others		○ (Attention)		Contact the Environmental Center in advance.
	Plastic bag	Burnable garbage	○	○		
	Plastic bottle (Label and cap)	Burnable garbage	○	○		
	Plastic bottle (main body)	Recyclable garbage (Plastic bottles)	○			Rinse with water, clean and dry. Remove cap and label and dispose of in burnable trash.
	Plastic bucket	Burnable garbage	○	○		Items that do not fit into the designated bags are brought to ② for oversize trash.
	Plastic container (e.g. gas can, water can or similar)	Burnable garbage	○	○		Empty the inside and remove the lid. Items that do not fit into the designated bags are brought to ② for bulky waste.
	Plastic rod (plastic)	Burnable garbage	○	○		Items that do not fit into the designated bags are brought to ② for bulky garbage.
	Plastic sheet	Burnable garbage	○	○		① Cut into 50cm or less. Cutting is not required for bringing to ②.
	Plastic wrap (for food)	Burnable garbage	○	○		
	Plates (metal, glass, ceramics)	Non-burnable garbage	○	○		Protect sharp edges with paper or cloth to prevent breakage and injury.
	Plates (paper and plastic)	Burnable garbage	○	○		
	Pole for carp streamers	Bulky garbage		○		
	Postcard	Recyclable materials (Used papers)				Go to used paper (used cloth) collection sites or group collection; see pages 11 and 12.
	Pot	Non-burnable garbage	○	○		
	pot (esp. teapot, coffee-pot)	Non-burnable garbage	○	○		
	Potty	Burnable garbage	○	○		Items that do not fit into the designated bags are brought to ② for bulky garbage.
	PP Band	Burnable garbage	○	○		Cut into 50 cm or less.
	Pressure cooker (Kettle)	Non-burnable garbage	○	○		
	Printer	Non-burnable garbage	○	○		Items that do not fit into the designated bags are brought to ② for bulky garbage.
	Projector	Non-burnable garbage	○	○		Items that do not fit into the designated bags are brought to ② for bulky garbage.
	Propane gas cylinder	Others	×	×	×	Go to the vendor or distributor.
	Pruned branch	Burnable garbage	○		○	See page 4. Large quantities may be brought to the Kasago Waste Disposal Facility.
	Pruning shears	Non-burnable garbage	○	○		Protect sharp edges with paper or cloth to avoid danger.
Pumice stone	Non-burnable garbage	○	○			
R	Racket (metal)	Non-burnable garbage	○	○		Items that do not fit into the designated bags are brought to ② for bulky garbage.
	Racket (non-metal)	Burnable garbage	○	○		Items that do not fit into the designated bags are brought to ② for bulky garbage.
	Radio	Non-burnable garbage	○	○		Remove batteries. Products (including rechargeable batteries) whose batteries cannot be removed should be brought to ②.
	Radio controlled models (car, plane, etc.)	Non-burnable garbage	○	○		Remove batteries. Products (including rechargeable batteries) whose batteries cannot be removed should be brought to ②.
	Radio-cassette player	Non-burnable garbage	○	○		Remove batteries. Products (including rechargeable batteries) whose batteries cannot be removed should be brought to ②.
	Rain Gutter	Burnable garbage	○	○		Cut into pieces no larger than 50 cm. Items that do not fit into the designated bags are brought to ② for bulky garbage.
	Rattan product	Burnable garbage	○	○		① Cut into 50 cm or less. Cutting is not required to bring to ②.
	Razor (disposable)	Non-burnable garbage	○	○		To avoid danger, protect sharp edges with paper or cloth.
	Razor (electric)	Non-burnable garbage	○	○		Remove batteries. Items (including rechargeable batteries) for which batteries cannot be removed are brought to ②.
	Receipt	Burnable garbage	○	○		Not a resource (used paper).

	Item	Classification	Place of discharge			Note
			①	②	③	
R	Rechargeable Battery	Others		○		Distributor or see page 9.
	Record	Burnable garbage	○	○		
	Record player	Non-burnable garbage	○	○		Items that do not fit into the designated bags are brought to ② for bulky garbage.
	Recorder	Burnable garbage	○	○		
	Reed screen (cut and put out)	Burnable garbage	○	○		① Cut into 50 cm or less. Cutting is not required to bring to ②.
	Reel	Non-burnable garbage	○	○		
	Refrigerant	Burnable garbage	○	○		
	Refrigerator	Others	×	×	×	Products subject to home appliance recycling; see page 16.
	Remote control	Non-burnable garbage	○	○		Remove batteries. Products (including rechargeable batteries) whose batteries cannot be removed should be brought to ②.
	Rice bin	Bulky garbage		○		
	Rice cake maker	Non-burnable garbage	○	○		Items that do not fit into the designated bags are brought to ② for bulky garbage.
	Rice cooker	Non-burnable garbage	○	○		Items that do not fit into the designated bags are brought to ② for bulky garbage.
	Rocking chair	Bulky garbage		○		
	Roller bag	Bulky garbage		○		Non-burnable garbage if it is large enough to fit in the designated bag.
	Roof tile	Bulky garbage		○		For large quantities, go to a contractor.
	Root	Burnable garbage	○	○		Cut into less than 50 cm.
	Rope	Burnable garbage	○	○		Cut into less than 50 cm.
	Rubber band	Burnable garbage	○	○		
	Rubber boots	Burnable garbage	○	○		
	Rubber hose	Burnable garbage	○	○		Drain water and cut into ① 50 cm or less. Cutting is not required to bring to ②.
	Rush mat	Burnable garbage	○	○		① Cut into 50 cm or less. Cut to 1m or less when brought to ②.
	S	Safe (fireproof)	Others	×	×	×
Safe (hand-held)		Non-burnable garbage	○	○		
Safety shoes (with metal)		Non-burnable garbage	○	○		Items that do not fit into the designated bags are brought to ② for bulky garbage.
Safety shoes (without metal)		Burnable garbage	○	○		Items that do not fit into the designated bags are brought to ② for bulky garbage.
Sand		Others	×	×	×	Vendor or distributor.
Sandals		Burnable garbage	○	○		
Sash		Bulky garbage		○		
Saw		Non-burnable garbage	○	○		To avoid danger, protect sharp edges with paper or cloth.
Scales		Non-burnable garbage	○	○		Remove batteries. Products (including rechargeable batteries) whose batteries cannot be removed should be brought to ②.
Scanner		Non-burnable garbage	○	○		Items that do not fit into the designated bags are brought to ② for bulky garbage.
Scissors		Non-burnable garbage	○	○		To avoid danger, protect sharp edges with paper or cloth.
Scrap wood		Burnable garbage	○	○		① Cut into 50 cm or less. When bringing to ②, cut to 1 m or less.
Screen door (frame portion)		Non-burnable garbage	○	○		Items that do not fit into the designated bags are brought to ② for bulky garbage.
Screen door (mesh part)		Burnable garbage	○	○		Cut into pieces no larger than 50 cm. No disconnection is required to bring to ②.
Scrubbers (metal)		Non-burnable garbage	○	○		
Scrubbers (nonmetallic)		Burnable garbage	○	○		
SD card		Burnable garbage	○	○		
Seal		Burnable garbage	○	○		
Seal case (cloth or plastic)		Burnable garbage	○	○		
Septic Tank Blower		Non-burnable garbage	○	○		Items that do not fit into the designated bags are brought to ② for bulky garbage.
Sewing machine		Non-burnable garbage	○	○		Remove batteries. Products (including rechargeable batteries) whose batteries cannot be removed should be brought to ②. Items that do not fit into the designated bag should be brought to ② for bulky garbage.
Sheets		Recyclable materials (Used fabric)				Go to used paper (used cloth) collection sites or group collection; see page 12.
Shelf	Bulky garbage		○			

	Item	Classification	Place of discharge			Note
			①	②	③	
S	Shell	Burnable garbage	○	○		
	Shoe rack (in genkan)	Bulky garbage		○		
	Shoes	Burnable garbage	○	○		Safety shoes and metal spiked shoes are non-burnable garbage.
	Shogi board (at least 5 cm thick)	Bulky garbage		○		
	Shogi board (plastic or wood, 5 cm or less in thickness)	Burnable garbage	○	○		
	Shovel (metal)	Non-burnable garbage	○	○		Items that do not fit into the designated bags are brought to ② for bulky garbage.
	Shovel (plastic)	Burnable garbage	○	○		Items that do not fit into the designated bags are brought to ② for bulky garbage.
	Shredder	Non-burnable garbage	○	○		Items that do not fit into the designated bags are brought to ② for bulky garbage.
	Shredder paper	Recyclable materials (Used papers)				Go to used paper (used cloth) collection sites or group collection; see page 11,12.
	Sickle	Non-burnable garbage	○	○		To avoid danger, protect sharp edges with paper or cloth.
	Sideboards	Bulky garbage		○		
	Skate shoes	Non-burnable garbage	○	○		Protect sharp edges with paper or cloth to avoid danger.
	Skateboard	Non-burnable garbage	○	○		Items that do not fit into the designated bags are brought to ② for bulky garbage.
	Ski	Bulky garbage		○		
	Ski pole	Bulky garbage		○		
	Ski shoes	Burnable garbage	○	○		
	Slaked lime (desiccant)	Burnable garbage	○	○		
	Sled (plastic)	Burnable garbage	○	○		Items that do not fit into the designated bags are brought to ② for oversize garbage.
	Sleeping bag	Burnable garbage	○	○		Cut into 50 cm or less. Not a resource (old cloth).
	Slide	Bulky garbage		○		
	Sliding door	Bulky garbage		○		
	Sliding storm shutter	Bulky garbage		○		
	Slippers	Burnable garbage	○	○		It is not a resource (used cloth).
	Smartphone	Others		○		Distributor or see page 14.
	Smoke bomb	Others	×	×	×	Go to Distributor.
	Snowboard	Bulky garbage		○		
	Soap	Burnable garbage	○	○		Soak the liquid in paper or cloth and let it dry before throwing away.
	Socks	Recyclable materials (Used fabric)				Go to used paper (used cloth) collection sites or group collection; see page 12.
	Sofa	Bulky garbage		○		
	Soil	Others	×	×	×	Go to the vendor or distributor.
	Speakers (computer accessories)	Others		○		Distributor or see page 14.
	Spikes	Non-burnable garbage	○	○		
	Sponge	Burnable garbage	○	○		
	Sponge mat	Burnable garbage	○	○		① Cut into 50 cm or less. Cutting is not required to bring to ②.
Sports shoes	Burnable garbage	○	○		Spike shoes (metal) are non-burnable garbage.	
Spray can	Spray cans, A gas cartridge, Lighter	○	○		Remove contents; see page 8. *Not non-burnable trash.	
Sprayer (electric)	Non-burnable garbage	○	○		Empty the inside. Remove the batteries. Products from which batteries cannot be removed. For products from which batteries cannot be removed (including rechargeable batteries), go to ②. For products that do not fit into the designated bag, take them to ② for oversize waste. Items that have been used in agriculture or other businesses should be taken to an industrial waste disposal company.	
Sprayer (manual type)	Non-burnable garbage	○	○		Empty the inside. Items that do not fit into the designated bags should be brought to ② for oversize waste. Items used in farming and other businesses should be taken to an industrial waste disposal company.	
Stapler	Non-burnable garbage	○	○			
Stepladder	Bulky garbage		○			
Stereo	Non-burnable garbage	○	○		Items that do not fit into the designated bags are brought to ② for oversize garbage.	

Place of discharge ① garbage station ② environment center ③ Kasago waste disposal and treatment plant

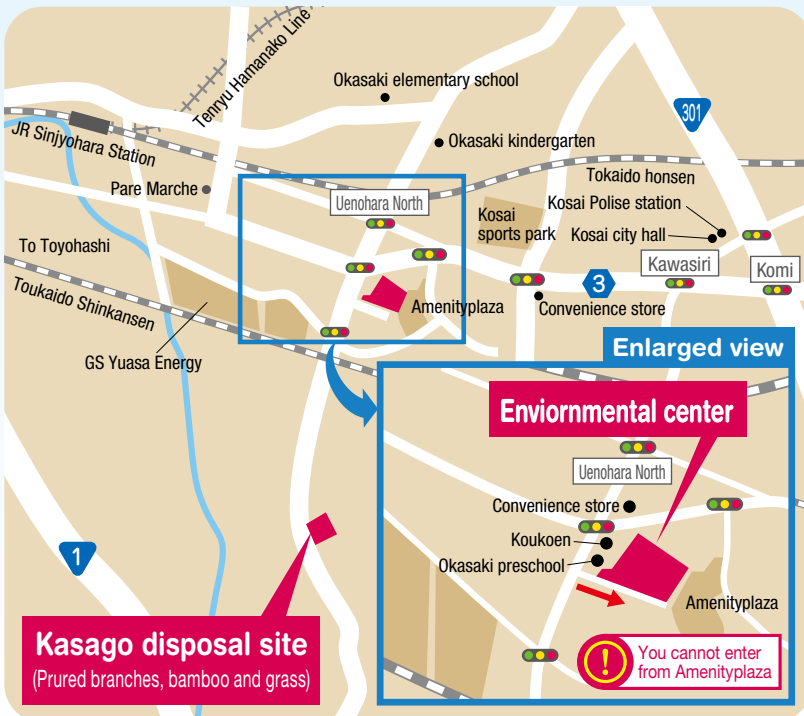
	Item	Classification	Place of discharge			Note	
			①	②	③		
S	Stocking	Burnable garbage	○	○		Cut into 50 cm or less.	
	Stone(rock)	Others	×	×	×	To the vendor or distributor	
	Storage	Bulky garbage		○		Items used in agriculture and other businesses are sent to industrial waste disposal companies.	
	Stove	Non-burnable garbage	○	○		Remove fuel and dry cell batteries. Items that do not fit into the designated bags should be brought to ② for bulky garbage.	
	Straw	Burnable garbage	○	○			
	Stroller	Bulky garbage		○			
	Stuffed toy	Burnable garbage	○	○		For memorial services, consult with a shrine or other institution.	
	Styrofoam	Burnable garbage	○	○		① Cut into 50 cm or less. Cutting is not required to bring to ②.	
	Suitcase	Non-burnable garbage	○	○		Items that do not fit into the designated bags are brought to ② for bulky garbage.	
	Surf board	Bulky garbage		○			
	Sweater	Recyclable materials (Used fabric)				Go to used paper (used cloth) collection sites or group collection; see page 12.	
	Swing	Bulky garbage		○			
	T	Table	Bulky garbage		○		
		Tablecloths	Burnable garbage	○	○		① Cut into 50cm or less. Cutting is not required for bringing to ②.
Tablet (electronic device)		Others		○		Distributor or see page 14.	
Tableware (metal, ceramic, glass)		Non-burnable garbage	○	○			
Tableware (paper, wood, plastic)		Burnable garbage	○	○			
Tako-yaki pan		Non-burnable garbage	○	○		Items that do not fit into the designated bags are brought to ② for bulky garbage.	
Tatami chair		Bulky garbage		○			
Tatami mat		Bulky garbage		○		If you want to bring more than 10 tatami mats, contact the Environment Center in advance. *You may only bring in tatami mats if you have replaced your own tatami mats yourself. Tatami replaced by a contractor for remodeling, demolition, etc. are industrial waste and cannot be brought in.	
Teacups (metal, glass, ceramics)		Non-burnable garbage	○	○		Protect sharp edges with paper or cloth to prevent breakage and injury.	
Teacups (paper and plastic)		Burnable garbage	○	○			
Teapots (glass or ceramic)		Non-burnable garbage	○	○			
Telephone		Non-burnable garbage	○	○		Remove batteries. Products (including rechargeable type) whose batteries cannot be removed should be brought to ②.	
Telescope		Non-burnable garbage	○	○		Items that do not fit into the designated bags are brought to ② for bulky garbage.	
Television (Projection TV)		Bulky garbage		○		Products subject to home appliance recycling; see page 16.	
Tennis ball		Burnable garbage	○	○			
Tent (leisure use/frame)		Non-burnable garbage	○	○		Items that do not fit into the designated bags are brought to ② for bulky garbage.	
Tents (for leisure use/ excluding framework)		Burnable garbage	○	○		① Cut into 50 cm or less. Cutting is not required to bring to ②.	
Textile printing paper (sublimation transfer paper/iron print paper)		Burnable garbage	○	○		Not a resource (used paper).	
Tezutsu fireworks		Burnable garbage	○	○		Those larger than 50 cm in length and 5 cm in thickness are bulky garbage. Consumers of Tezutsu Fireworks should disassemble them and bring them to ②.	
Thermal paper		Burnable garbage	○	○		Not a resource (used paper).	
Thermometer (electronic)		Non-burnable garbage	○	○		Remove batteries. Items (including rechargeable batteries) for which batteries cannot be removed are brought to ②.	
Thermometer (mercury type)		Others		○		Mercury-containing products are dangerous and should be brought directly to ②.	
Thermometers (electronic)		Non-burnable garbage	○	○		Remove batteries. Products (including rechargeable batteries) whose batteries cannot be removed should be brought to ②.	
Thermometers (mercury type)		Others		○		Go to the Environmental Center because mercury-containing products are dangerous.	
Thumbtack		Non-burnable garbage	○	○		Protect sharp edges with paper or cloth to avoid danger.	
Tiered doll stand		Bulky garbage		○			
Tile	Non-burnable garbage	○	○		For large quantities, go to a vendor.		
Tiller	Others	×	×	×	Go to the vendor or distributor.		
Tires (for bicycles)	Burnable garbage	○	○		① Cut into 50 cm or less. Cutting is not required to bring to ②.		

	Item	Classification	Place of discharge			Note
			①	②	③	
T	Tires (for cars and motorcycles)	Others	×	×	×	Go to Distributor.
	Toaster	Non-burnable garbage	○	○		Items that do not fit into the designated bags are brought to ② for bulky garbage.
	Toilet	Bulky garbage		○		
	Toilet brush	Burnable garbage	○	○		
	Toilet seat (plastic)	Burnable garbage	○	○		Items that do not fit into the designated bags are brought to ② for bulky garbage. *Only those that you have replaced yourself.
	Toilet seat (warm-water washing toilet seat)	Non-burnable garbage	○	○		Items that do not fit into the designated bags are brought to ② for bulky garbage. *Only those that you have replaced yourself.
	Tool	Non-burnable garbage	○	○		Protect sharp edges with paper or cloth to avoid danger.
	Tool box (metal)	Non-burnable garbage	○	○		
	Toolbox (other than metal)	Burnable garbage	○	○		
	Toothbrush	Burnable garbage	○	○		Electric models are non-burnable trash. Remove batteries. Items (including rechargeable batteries) whose batteries cannot be removed should be brought to ②.
	Tottan (metal)	Non-burnable garbage	○	○		Items that do not fit into the designated bags are brought to ② for bulky garbage.
	Tottan (plastic)	Burnable garbage	○	○		① Cut into 50 cm or less. Cutting is not required to bring to ②.
	Towel	Recyclable materials (Used fabric)				Go to used paper (used cloth) collection sites or group collection; see page 12.
	Toys (metal)	Non-burnable garbage	○	○		Remove batteries. Items (including rechargeable batteries) for which batteries cannot be removed are brought to ②.
	Toys (non-metal)	Burnable garbage	○	○		Battery-powered, items with power cords or metal attached are non-burnable garbage (remove batteries.) Items that cannot have batteries removed (including rechargeable batteries) should be brought to ②.
	Training Equipment	Bulky garbage		○		
	Transceiver	Non-burnable garbage	○	○		Remove batteries. Products (including rechargeable batteries) whose batteries cannot be removed should be brought to ②.
	Tray (metal)	Non-burnable garbage	○	○		Items that do not fit into the designated bags are brought to ② for bulky garbage.
	Tray (other than metal)	Burnable garbage	○	○		Items that do not fit into the designated bags are brought to ② for bulky garbage.
	Trays (for food, etc.)	Burnable garbage	○	○		
	Tricycle	Bulky garbage		○		
	Tubs (metal)	Non-burnable garbage	○	○		Items that do not fit into the designated bags are brought to ② for bulky garbage.
	Tubs (nonmetal)	Burnable garbage	○	○		Items that do not fit into the designated bags are brought to ② for bulky garbage.
	TV	Others	×	×	×	Products subject to home appliance recycling; see page 16.
TV stand	Bulky garbage		○			
TV tuner	Non-burnable garbage	○	○		Items that do not fit into the designated bags are brought to ② for bulky garbage.	
U	Umbrella	Non-burnable garbage	○	○		The handle is acceptable even if it is out of the bag. Burnable garbage if only non-metallic parts are used.
	Underwear	Recyclable materials (Used fabric)				Go to used paper (used cloth) collection sites or group collection; see page 12.
	Urethane foam	Burnable garbage	○	○		Cut into pieces no larger than 50 cm. No disconnection is required to bring to ②.
	USB cable	Non-burnable garbage	○	○		
V	Vacuum cleaner	Non-burnable garbage	○	○		Items that do not fit into the designated bags are brought to ② for oversize garbage.
	Vacuum flask	Non-burnable garbage	○	○		Empty the inside.
	Vases (plastic and wooden)	Burnable garbage	○	○		
	Vases (ceramic and glass)	Non-burnable garbage	○	○		
	Ventilation fan	Non-burnable garbage	○	○		Items that do not fit into the designated bags are brought to ② for bulky garbage.
	Video camera	Non-burnable garbage	○	○		Remove batteries. Products (including rechargeable batteries) whose batteries cannot be removed should be brought to ②.
	Video cassette recorder	Non-burnable garbage	○	○		Items that do not fit into the designated bags are brought to ② for bulky garbage.
	Video game	Non-burnable garbage	○	○		Remove batteries. Products (including rechargeable batteries) whose batteries cannot be removed should be brought to ②.
	Video tape	Burnable garbage	○	○		
	Video tape case	Burnable garbage	○	○		
	W	Wardrobe case (metal)	Non-burnable garbage	○	○	

	Item	Classification	Place of discharge			Note
			①	②	③	
W	Wardrobe case (non-metal)	Burnable garbage	○	○		Items that do not fit into the designated bags are brought to ② for bulky garbage.
	Warm air heater	Non-burnable garbage	○	○		Items that do not fit into the designated bags are brought to ② for bulky garbage.
	Washbasin (metal)	Non-burnable garbage	○	○		
	Washbasin (plastic)	Burnable garbage	○	○		
	Washing machine	Others	×	×	×	Products subject to home appliance recycling; see page 16.
	Waste oil (machine oil, etc.)	Others	×	×	×	To gas stations, etc.
	Waste oil (waste cooking oil)	Recyclable materials	×	○		Collection is also available at City Hall, Arai Branch Office, Kosai Sewage Treatment Center, Haturatsu Center, Seibu Regional Center, Hokubu Multipurpose Center, and Nanbu District Structural Improvement Center. For small amounts, soak a cloth or use an oil treatment agent, etc. and place in designated bags. See page 13.
		Burnable garbage	○	○		
	Water bed	Burnable garbage	○	○		Drain the water and cut into pieces no larger than 50 cm. No disconnection is required to bring to ②.
	Water bottle (metal)	Non-burnable garbage	○	○		Empty inside.
	Water bottle (plastic)	Burnable garbage	○	○		Empty inside.
	Water heaters	Bulky garbage		○		
	Water Purifier (Shekou Monobloc)	Non-burnable garbage	○	○		
	Water purifiers (stationary type)	Non-burnable garbage	○	○		Items that do not fit into the designated bags are brought to ② for bulky garbage.
	Water server (bottle)	Burnable garbage	○	○		Items that do not fit into the designated bags are brought to ② for bulky garbage.
	Water server (main unit) CFC-free	Bulky garbage		○		
	Water server (main unit) with CFC	Others	×	×	×	Go to the vendor or distributor.
	Water tank (glass)	Non-burnable garbage	○	○		Items that do not fit into the designated bags are brought to ② for bulky garbage.
	Water tank (plastic)	Burnable garbage	○	○		Items that do not fit into the designated bags are brought to ② for bulky garbage.
	Water-boiler	Bulky garbage		○		
	Watering can (metal)	Non-burnable garbage	○	○		
	Watering can (plastic)	Burnable garbage	○	○		
	Weighing	Non-burnable garbage	○	○		For electric models, remove the batteries. Products (including rechargeable type) whose batteries cannot be removed should be brought to ②.
	Weighing instruments (scales)	Non-burnable garbage	○	○		If the product is battery-powered, remove the batteries. Products (including rechargeable type) whose batteries cannot be removed should be brought to ②.
	Weight stone	Bulky garbage		○		
	Wetsuits	Burnable garbage	○	○		① Cut into pieces no larger than 50 cm. No disconnection is required to bring to ②.
	Wheel	Others		○		For genuine products, go to the distributor.
	Wheelchair (automatic)	Others	×	×	×	Go to the vendor or dealer. If there is no battery, bring to ②.
	Wheelchair (manual)	Bulky garbage		○		Only purchased items are allowed. Leased items cannot be brought in.
	Wig	Burnable garbage	○	○		
	Window fan (CFC-free)	Non-burnable garbage	○	○		Items that do not fit into the designated bags are brought to ② for bulky garbage. Rechargeable batteries are brought to ②.
	Window fan (with CFC)	Others	×	×	×	Go to the vendor or distributor.
	Windowpane	Bulky garbage		○		
	Wire	Non-burnable garbage	○	○		To avoid danger, protect sharp edges with paper or cloth. Cut into 50 cm or less.
Wire mesh	Non-burnable garbage	○	○		Large items such as fences that do not fit into the designated bags are brought to ② for bulky garbage.	
Wood carpet	Bulky garbage		○		If cut into 50cm or smaller pieces and placed in designated bags, they can be disposed of at the garbage station (burnable garbage).	
Wood chips (scrap wood)	Burnable garbage	○	○		① Cut into 50 cm or less. Cut to 1m or less when bringing to ②.	
Wooden and plastic building blocks	Burnable garbage	○	○			
Word processor	Non-burnable garbage	○	○			
Wrapping cloth	Burnable garbage	○	○		① Cut into 50 cm or less. Cutting is not required to bring to ②. Not a resource (used cloth).	
Wristwatch	Non-burnable garbage	○	○		Remove batteries. Items (including rechargeable batteries) for which batteries cannot be removed are brought to ②.	
Z	Zabuton	Burnable garbage	○	○		Not recyclable (used cloth); if larger than 50 cm, cut into 50 cm or less or bring directly to the Environment Center (bulky garbage).



Contact info



Environmental center

3294-47 Kibi, Kosai
☎053-577-1280

Hours

Monday~Friday 9:00 a.m.~4:30 p.m.
(Open on public holidays.)
The third Sunday or each month.
9:00 a.m.~11:45 a.m.

Kasago disposal site (Pruned branches, bamboo and grass)

3985-1961 Shirasuka, Kosai
☎053-579-1175

Hours

Monday~Friday 9:00 a.m.~11:45 a.m.,
1:00 p.m.~4:30 p.m.

*Excluding national holidays.



<https://www.city.kosai.shizuoka.jp>