

Collection area

Omote-Washizu, Washizu, Kami, Komi, Kawashiri, Ichiba, Yamaguchi, Bouze, and Shirasuka

2024 April

Sunday	Monday	Tuesday	Wednesday	Thursday	Friday	Saturday
	1 Burnable	2 Plastic bottle	3 Batteries Spray can	4 Burnable	5 Glass bottle	6
7	8 Burnable	9 Plastic bottle	10 Non Burnable	11 Burnable	12 Beverage cans	13
14	15 Burnable	16 Plastic bottle	17 Batteries Spray can	18 Burnable	19 Glass bottle	20
21	22 Burnable	23 Plastic bottle	24 Non Burnable	25 Burnable	26 Beverage cans	27
28	29 Burnable	30 Plastic bottle				

2024 May

Sunday	Monday	Tuesday	Wednesday	Thursday	Friday	Saturday
			1 Batteries Spray can	2 Burnable	3 Glass bottle	4
5	6 Burnable	7 Plastic bottle	8 Non Burnable	9 Burnable	10 Beverage cans	11
12	13 Burnable	14 Plastic bottle	15 Batteries Spray can	16 Burnable	17 Glass bottle	18
19	20 Burnable	21 Plastic bottle	22 Non Burnable	23 Burnable	24 Beverage cans	25
26	27 Burnable	28 Plastic bottle	29 Batteries Spray can	30 Burnable	31 Glass bottle	

2024 June

Sunday	Monday	Tuesday	Wednesday	Thursday	Friday	Saturday
						1
2	3 Burnable	4 Plastic bottle	5 Non Burnable	6 Burnable	7 Beverage cans	8
9	10 Burnable	11 Plastic bottle	12 Batteries Spray can	13 Burnable	14 Glass bottle	15
16	17 Burnable	18 Plastic bottle	19 Non Burnable	20 Burnable	21 Beverage cans	22
23	24 Burnable	25 Plastic bottle	26 Batteries Spray can	27 Burnable	28 Glass bottle	29
30						

2024 July

Sunday	Monday	Tuesday	Wednesday	Thursday	Friday	Saturday
	1 Burnable	2 Plastic bottle	3 Non Burnable	4 Burnable	5 Beverage cans	6
7	8 Burnable	9 Plastic bottle	10 Batteries Spray can	11 Burnable	12 Glass bottle	13
14	15 Burnable	16 Plastic bottle	17 Non Burnable	18 Burnable	19 Beverage cans	20
21	22 Burnable	23 Plastic bottle	24 Batteries Spray can	25 Burnable	26 Glass bottle	27
28	29 Burnable	30 Plastic bottle	31 Non Burnable			

2024 August

Sunday	Monday	Tuesday	Wednesday	Thursday	Friday	Saturday
				1 Burnable	2 Beverage cans	3
4	5 Burnable	6 Plastic bottle	7 Batteries Spray can	8 Burnable	9 Glass bottle	10
11	12 Burnable	13 Plastic bottle	14 Non Burnable	15 Burnable	16 Beverage cans	17
18	19 Burnable	20 Plastic bottle	21 Batteries Spray can	22 Burnable	23 Glass bottle	24
25	26 Burnable	27 Plastic bottle	28 Non Burnable	29 Burnable	30 Beverage cans	31

2024 September

Sunday	Monday	Tuesday	Wednesday	Thursday	Friday	Saturday
1	2 Burnable	3 Plastic bottle	4 Batteries Spray can	5 Burnable	6 Glass bottle	7
8	9 Burnable	10 Plastic bottle	11 Non Burnable	12 Burnable	13 Beverage cans	14
15	16 Burnable	17 Plastic bottle	18 Batteries Spray can	19 Burnable	20 Glass bottle	21
22	23 Burnable	24 Plastic bottle	25 Non Burnable	26 Burnable	27 Beverage cans	28
29	30 Burnable					

2024 October

Sunday	Monday	Tuesday	Wednesday	Thursday	Friday	Saturday
		1 Plastic bottle	2 Batteries Spray can	3 Burnable	4 Glass bottle	5
6	7 Burnable	8 Plastic bottle	9 Non Burnable	10 Burnable	11 Beverage cans	12
13	14 Burnable	15 Plastic bottle	16 Batteries Spray can	17 Burnable	18 Glass bottle	19
20	21 Burnable	22 Plastic bottle	23 Non Burnable	24 Burnable	25 Beverage cans	26
27	28 Burnable	29 Plastic bottle	30 Batteries Spray can	31 Burnable		

2024 November

Sunday	Monday	Tuesday	Wednesday	Thursday	Friday	Saturday
					1 Glass bottle	2
3	4 Burnable	5 Plastic bottle	6 Non Burnable	7 Burnable	8 Beverage cans	9
10	11 Burnable	12 Plastic bottle	13 Batteries Spray can	14 Burnable	15 Glass bottle	16
17	18 Burnable	19 Plastic bottle	20 Non Burnable	21 Burnable	22 Beverage cans	23
24	25 Burnable	26 Plastic bottle	27 Batteries Spray can	28 Burnable	29 Glass bottle	30

2024 December

Sunday	Monday	Tuesday	Wednesday	Thursday	Friday	Saturday
1	2 Burnable	3 Plastic bottle	4 Non Burnable	5 Burnable	6 Beverage cans	7
8	9 Burnable	10 Plastic bottle	11 Batteries Spray can	12 Burnable	13 Glass bottle	14
15	16 Burnable	17 Plastic bottle	18 Non Burnable	19 Burnable	20 Beverage cans	21
22	23 Burnable	24 Plastic bottle	25 Batteries Spray can	26 Burnable	27 Glass bottle	28
29	30 Burnable	31 Plastic bottle				

Bringing garbage to the environmental center and Kasago garbage disposal site is available until 27th.

2025 January

Sunday	Monday	Tuesday	Wednesday	Thursday	Friday	Saturday
			1 You cannot dispose garbage and recyclable garbage.	2	3	4
5	6 Burnable	7 Plastic bottle	8 Non Burnable	9 Burnable	10 Beverage cans	11
12	13 Burnable	14 Plastic bottle	15 Batteries Spray can	16 Burnable	17 Glass bottle	18
19	20 Burnable	21 Plastic bottle	22 Non Burnable	23 Burnable	24 Beverage cans	25
26	27 Burnable	28 Plastic bottle	29 Batteries Spray can	30 Burnable	31 Glass bottle	

2025 February

Sunday	Monday	Tuesday	Wednesday	Thursday	Friday	Saturday
						1
2	3 Burnable	4 Plastic bottle	5 Non Burnable	6 Burnable	7 Beverage cans	8
9	10 Burnable	11 Plastic bottle	12 Batteries Spray can	13 Burnable	14 Glass bottle	15
16	17 Burnable	18 Plastic bottle	19 Non Burnable	20 Burnable	21 Beverage cans	22
23	24 Burnable	25 Plastic bottle	26 Batteries Spray can	27 Burnable	28 Glass bottle	

2025 March

Sunday	Monday	Tuesday	Wednesday	Thursday	Friday	Saturday
						1
2	3 Burnable	4 Plastic bottle	5 Non Burnable	6 Burnable	7 Beverage cans	8
9	10 Burnable	11 Plastic bottle	12 Batteries Spray can	13 Burnable	14 Glass bottle	15
16	17 Burnable	18 Plastic bottle	19 Non Burnable	20 Burnable	21 Beverage cans	22
23	24 Burnable	25 Plastic bottle	26 Batteries Spray can	27 Burnable	28 Glass bottle	29
30	31 Burnable					



Garbage separation list and calendar application

3R Easy Convenient Free



It is full of useful functions such as notice of garbage collection date, search of how to dispose, and confirmation of the collection place of resources on the map.

Basic performance of the application • Collection day calendar • Garbage sorting search • Inquiry search, etc.

Contact Information

Environmental center (Waste and recycling affairs section)

3294-47Kibi, Kosai
TEL.053-577-1280 FAX.053-577-3253
Website <https://www.city.kosai.shizuoka.jp/>

KosaiRecycle Search



うなぼん
©湖西市

The guideline of disposing garbage

The types of waste collected by the city are roughly sort out to "burnable," "non-burnable," "recyclable," and "bulky garbage."

When you dispose "recyclable materials," we ask you to sort them into several items. Please refer to pages 3 and 4 for how to dispose of and sort out garbage.

Garbage stations are operated in cooperation with the manners of individual users and the maintenance and management of local residents. Please follow the guidelines!!

Hours




Make sure everyone take out the garbage by **8 A.M.** in the morning on each collection day.

If you break the rule...

- Taking out a garbage in the night cause the noise, it will be a nuisance to the neighborhood.
- The smell of garbage will be disgust the neighborhood.
- Cats and crows ruin the garbage.

Day of week




Put out the garbage on the designated day of the week for each type. We don't collect anything other than the specified garbage. For more details, please refer to the separate collection calendar on page 1.

How to dispose the garbage



Must use designated garbage bag for "Burnable" "Non-burnable" garbage, and "Recyclable garbage" must put into the designated containers.

Place



Please take it out to the designated garbage station in your area. (Please confirm where is your garbage station at)

There have been many fire accidents caused by lithium-ion rechargeable batteries!

Lithium-ion rechargeable batteries contain flammable liquid, so highly risk of fire when it get strong impact, pressure, or water is applied. Confirm the proper way to how to sort and dispose it.



▲Environment Center Fire Accident (May 2023)



▲Cause of fire (lithium-ion battery)

What is Lithium Ion Rechargeable Batteries?

It is a rechargeable battery that can be recharged and used repeatedly. For example, it used with smartphone, game console, electrical shaver and etc. Remove rechargeable batteries from the product and dispose of them in the following rules.

- 1 Bring to an electric appliance stores, etc. For those stores, please refer to the website of the collection implementation organization (JBRC) (<https://www.jbrc.com/>)
 - 2 Dispose same way as a dry cell battery. (Refer to page 4 for how to dispose.)
- ※For disposal of rechargeable batteries that cannot be removed from the product, please bring them directly to the Environmental Center.



Items that you cannot dispose at the garbage station

You can't take it to the Environmental Center.

Items that difficult to dispose

Please consult with your supplier or a specialist.

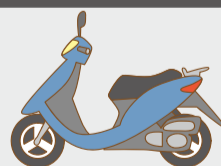
Pianos, agricultural chemicals, chemicals, tires, gas cylinders, auto parts, engines, ignited material, products using propane, liquids (oil, paint), fireproof safes, soil, stone



Motorcycles (from mopeds to large motorcycles)

Contact a dealer or motorcycle call center.

- Motorcycle Call Center ☎050-3000-0727
- Website ▶ <https://www.jarc.or.jp/motorcycle/>



TV, AC, Refrigerator, Laundry machine, Laundry dryer

Contact a dealer or home appliance recycling ticket center.

- Home electronics recycle ticket center ☎0120-319-640
- Website ▶ <http://www.rkc.aeha.or.jp/>



Fire extinguisher

Contact a Fire Extinguisher Recycling Promotion Center

- Fire Extinguisher Recycling Promotion Center ☎03-5829-6773
- Website ▶ <https://www.ferpc.jp/>



! Prohibition

- ⊘ Take-away of garbage and recyclable materials is prohibited!

- ⊘ Illegal dumping is a crime!

If you saw someone doing it, Call the Kosai police station! ☎053-574-0110

It will be helpful to identify the criminal if you know the location, the occurred time, the vehicle number and the character of the person. It is dangerous to carry out the illegally disposed garbage and contact to the person who did it, Please do not try those.



- ⊘ Business-related waste cannot be sent to garbage stations.

For more information, please refer to the Business garbage Guidebook.

- ⊘ Do not use illegal junk collection agency

There are unscrupulous contractors who charge a fee after collection while advertising "free collection" in a flyer. Please contact the following collection and transportation contractors permitted by the city to dispose of household garbage. Hamana Kanpo Co., Ltd. ☎053-573-1102 Kankyohozen Co.,Ltd. ☎053-594-2323



How to dispose bulky garbage

There are three ways to dispose

A

Bring in to the environmental center by yourself

Only on the third Sunday . Reservation required

Cost (Cash payment only)

500 yen per time (up to 100 kg)
In case of exceeding 100 kg, 50 yen shall be added for every 10 kg.

The day you can bring in

● Monday~Friday 9:00a.m.~4:30p.m. **Open on public holidays**

● The third Sunday of each month 9:00a.m.~11:45a.m.

※ Saturday, Sunday, 12/29 through 1/3 are closed.

- It will be busy during the golden week, end of the year, and beginning of the year
- We recommend to bring the garbage during the weekdays or holidays.
- **If you can fit into the garbage into the designated bag, please take it to the garbage station near you.**
- Please separate the garbage by the category
- Take down the garbage from your vehicle when you bring in.



Important notice

If you want to bring in a garbage on the third week of Sunday, You must make a reservation first.

We take a reservations until Thursday that three days before you bring it in on Sunday.

- You can make a reservation by online or phone call.
- We have a limitation on the vehicle.

Reservation Website

<https://logoform.jp/form/oU27/39760>
(You can access the website by the QR code on the right)

Reservation phone number

Environmental center / **053-577-1280**

● Hours of operation
Monday~ Friday (※Except holidays) / 8:30a.m~5:00p.m



Reservation Website

B

Apply for a door-to-door collection

Reservation required

Cost from 500 yen up to 1,000 yen per item
(Cost might change depends on item category and its size)

Where to apply Environmental center
053-577-1280

● Hours of operation
Monday - Friday (Except Holidays) / 8:30am to 5:00pm

- Please check the items (length of three sides and quantity) in advance.
- There are also items that cannot be handled by the city, such as home appliances subject to recycling.
- You can apply for up to 10 items at a time.
- It takes about 3 weeks from the application day to the collection day. (If you are in hurry, please consult to them)
- Collection dates cannot be specified. (Collection dates are Tuesdays and Fridays)
- You need to take out the garbage by house entrance. (Please take out it as close as the road)
- No need to be wait outside

C

Request to a licensed company

If you have a large amount of bulky waste, or if you can't take it out from your house, please consult a vendor approved by the city.

Hamana Kanpo Co, Ltd. ☎053-573-1102
(255-2 Bouze, Kosai)

Kankyohozen Co, Ltd. ☎053-594-2323
(1771 Nakanogo Araicho, Kosai)

Use our door-to-door collection service for unwanted PCs and small home appliances!



In addition to collection in collection boxes, Kosai City and ReNet Japan Group,inc. cooperate to provide a door-to-door collection service for small home appliances. Collection is charged, but it will be free if computers are included.

How to use the service

Easy 3 steps

Just wait at home!

Fastest collection will be next day!

1 How to apply the service

You can apply by online or send FAX. You can download the FAX form from Kosai city web site.



2 Put your home appliances in a box

You should pack the collected items in cardboard boxes.



3 Approved company will pick it up

The delivery service will show up to your house on designation date.



item available to collect

Computer, smartphone and 400 types more home appliances



Laptop



Desktop computer

You can take out accessories with computer



mouse, printer, monitor, keyboard

There are 400 more kinds to be able to collect



DVD player, cell phone, home phone and microwave

Cost

cost without computer

1,760yen per box
(tax included)

cost with computer

free (for 1 box)



For more information, please contact to the Renet Japan recycle CO, LTD

☎0570-085-800 <https://www.renet.jp/> ReNet Japan Group,inc. Search

Pruned branches, bamboo and grass Take to Kasago disposal site

Hours Monday~Friday/
9:00am~11:45am, 1:00pm~4:30pm

※ Closed on Saturdays, Sundays, national holidays, from May 3 to 5, and from December 29 to January 3.
※ You can't bring it to the Environmental Center on the third Sunday.

- Bring it after removing dirt and trash. Tree roots cannot be brought in.
- Agricultural waste such as farm or rice farm cannot be brought in as household waste.
- You do not need to put it in a bag. (If you bring it in a bag, you will have to take it home.)

Contact info

Environmental center
(Waste and recycling affairs section) ☎053-577-1280
(3294-47 Kibi, Kosai)


Kasago disposal site ☎053-579-1175
(3985-1961 Shirasuka, Kosai)



How to sort and dispose garbage

Please refer to the garbage sorting application and garbage guidebook

You can get a notification from application for the collection day
You can get a guidebook at Kosai city hall or download at website



where to dispose	how to sort	how to dispose																																												
garbage station	<p>burnable</p> <ul style="list-style-type: none"> ● paper, diapers <ul style="list-style-type: none"> ※ Disposable diapers remove contaminants ● plastic mark, plastic items <ul style="list-style-type: none"> ※ Drain well. ● Pruned branches, grass, leaves <ul style="list-style-type: none"> ※ The branch should be less than 10 cm thick and less than 70 cm long. ※ If it doesn't fit in the bag, tie it with a string and insert a 45 l designated bag. ● Food waste <ul style="list-style-type: none"> ※ Drain well. ● Vinyl, Rubber <ul style="list-style-type: none"> ※ Cut the long things such as a hose and the big things such as a sheet to 50 cm squares or less. ● Leather products ● Disposable body warmers and ice packs 	<p>Put garbage into a burnable garbage bag</p> <p>※ Items that can not fit in a bag are "bulky waste" (see page 3 for details).</p>																																												
	<p>Non Burnable</p> <ul style="list-style-type: none"> ● Metals <ul style="list-style-type: none"> ※ The handle of the umbrella may come out from the designated bag. ● small electrical devices <ul style="list-style-type: none"> ※ Excluding built-in battery type ● Glass and ceramics <ul style="list-style-type: none"> ※ Wrap sharp objects such as glass and blades. ● broken fluorescent light <ul style="list-style-type: none"> ※ If it is not broken, please contact the Environment Center or a retailer. <p>Caution Do not dispose spray cans and batteries with non-burnable garbage</p>	<p>Put it in a non burnable garbage bag</p> <p>※ Items that do not fit in a bag are "bulky garbage" (see page 3 for details).</p>																																												
	<p>Plastic bottles</p> <ul style="list-style-type: none"> ※ Those with a PET bottle mark. ※ Remove the cap and label ※ Rinse and dry the bottle ※ smash lightly 	<p>Put into a green net bag</p>																																												
	<p>Beverage cans</p> <ul style="list-style-type: none"> ※ Those marked as aluminum cans or steel cans ※ Rinse and dry it 	<p>Put into a blue net bag</p>																																												
	<p>Grass bottle</p> <ul style="list-style-type: none"> ※ Glass products such as bottles and cups with a milky white mouth are non-burnable garbage. ※ Rinse and dry it ※ The removed cap is made of plastic ▶ Burnable garbage / made of metal ▶ Non burnable garbage 	<p>Please put it in the container by color.</p> <ul style="list-style-type: none"> ① Colorless and transparent → Light blue container ② Brown → yellow container ③ Other colors → Green container 																																												
	<p>Spray cans A gas cartridge Lighter</p> <ul style="list-style-type: none"> ※ Be sure to use up the contents and empty it. ※ Drilling is not required ※ Prohibit to mix it with refuse that cannot be burned. 	<p>Put it in the gray container.</p>																																												
	<p>Batteries · Rechargeable battery</p> <ul style="list-style-type: none"> ※ Cover the electrodes with cellophane tape to insulate them. ※ Only car and motorcycle batteries can be brought to the Environmental Center (other batteries can be brought to the dealer for consultation) ※ Rechargeable batteries that cannot be removed from the product cannot be taken out. (Refer to "Lithium Ion Rechargeable Batteries" on page 2) 	<p>Put it in the orange container</p>																																												
Special containers and containers	<p>Used papers</p> <ul style="list-style-type: none"> Cardboard Newspapers and inserts Magazine, used paper (Wrapping paper, paper box, plastic wrap core, etc.) Carton <ul style="list-style-type: none"> ● Tie it with a paper string. ● Put it in the container on the right. ● Put the small bits of chaff in a paper bag. ※ [Things that are not miscellaneous] Carbon Paper, Thermal Paper (Receipt), Photo, adhesive postcard, Scented Paper, Vinyl Coated / Waterproof Paper are Burnable Waste 	<p>Location of various exclusive containers</p> <table border="1"> <thead> <tr> <th></th> <th>Used papers, Used fabrics</th> <th>Used cooking oil</th> <th>Computer, cell phone</th> </tr> </thead> <tbody> <tr> <td>Environment center</td> <td>—</td> <td>○</td> <td>○</td> </tr> <tr> <td>Kosai city hall</td> <td>—</td> <td>○</td> <td>○</td> </tr> <tr> <td>Health and welfare center (Oboto)</td> <td>○</td> <td>—</td> <td>—</td> </tr> <tr> <td>Arai community center</td> <td>○</td> <td>○</td> <td>○</td> </tr> <tr> <td>Seibu community center</td> <td>○</td> <td>○</td> <td>○</td> </tr> <tr> <td>Hokubu multipurpose center</td> <td>○</td> <td>○</td> <td>○</td> </tr> <tr> <td>Nanbu structure remodeling center</td> <td>—</td> <td>○</td> <td>○</td> </tr> <tr> <td>HATURATSU center</td> <td>—</td> <td>○</td> <td>○</td> </tr> <tr> <td>Purge center</td> <td>—</td> <td>○</td> <td>—</td> </tr> <tr> <td>FUREAI community hall</td> <td>—</td> <td>—</td> <td>○</td> </tr> </tbody> </table>		Used papers, Used fabrics	Used cooking oil	Computer, cell phone	Environment center	—	○	○	Kosai city hall	—	○	○	Health and welfare center (Oboto)	○	—	—	Arai community center	○	○	○	Seibu community center	○	○	○	Hokubu multipurpose center	○	○	○	Nanbu structure remodeling center	—	○	○	HATURATSU center	—	○	○	Purge center	—	○	—	FUREAI community hall	—	—	○
		Used papers, Used fabrics	Used cooking oil	Computer, cell phone																																										
	Environment center	—	○	○																																										
	Kosai city hall	—	○	○																																										
	Health and welfare center (Oboto)	○	—	—																																										
Arai community center	○	○	○																																											
Seibu community center	○	○	○																																											
Hokubu multipurpose center	○	○	○																																											
Nanbu structure remodeling center	—	○	○																																											
HATURATSU center	—	○	○																																											
Purge center	—	○	—																																											
FUREAI community hall	—	—	○																																											
<p>Used fabric</p> <ul style="list-style-type: none"> Clothing, towels, curtains <ul style="list-style-type: none"> ● Wash, dry, and put into a clear plastic bag. ● Put it in the container shown on the right. ※ [Things that cannot be given] Bedding, cotton products, carpets, and dirty items should be disposed of as combustible waste. (Large items should be cut into pieces no larger than 50 cm square and disposed of as combustible waste, or brought to the Environmental Center as bulky waste.) 																																														
<p>Used cooking oil</p> <ul style="list-style-type: none"> cooking oil only <ul style="list-style-type: none"> ● Pour the solution into the special containers shown on the right. ※ It can be disposed of as burnable garbage if it is soaked in paper or cloth, or if a coagulant is used. 																																														
<p>Computer Cell phones</p> <ul style="list-style-type: none"> Laptops, desktops, cell phones, and accessories (display, keyboard, mouse, speaker, cable) <ul style="list-style-type: none"> ● Put laptops and mobile phones in the collection box on the right. ● Bring items that do not fit into the collection box to the Environmental Center. ● Please also use the door-to-door collection service for small household appliances. (See page 3 for details) 																																														

Caution

Medical waste at home (injection needles, infusion needles, etc.)

Please process it through your regular medical institution. However, you can dispose of syringes, packs, tubes, and containers of nutrients as burnable waste. ※ Do not dispose sharp objects such as injection needles, or anything that is infectious.



Used paper can also be take to local wastepaper collection stations. For the location, please refer to the garbage guidebook or the garbage sorting application.